

UCLA History



Retired Jersey Numbers

#25 GAIL GOODRICH



Ceremony: On Dec. 18, 2004 in Pauley Pavilion, when UCLA hosted Michigan, Gail Goodrich, a member of the Naismith Memorial Basketball Hall of Fame, had his No. 25 jersey retired, becoming the seventh men's basketball player in school history to achieve this honor.

Notes: A three-year letterman (1963-65) under John Wooden, Goodrich was the leading scorer on UCLA's first two (1964/1965) NCAA Championship teams ... as a senior co-captain (with Keith Erickson) and All-American in 1965, he averaged a team-leading 24.8 points ... in the 1965 NCAA Final, his then-championship game record 42

points led No. 2 UCLA to an 87-66 victory over No. 1 Michigan ... as a junior, with backcourt mate senior Walt Hazzard, Goodrich was again the leading scorer (21.5) on a Bruin team that recorded the school's first perfect 30-0 record and first-ever NCAA title ... a two-time (1964/1965) NCAA Final Four All-Tournament team selection ... left UCLA as the school's leading scorer (1,690, now No. 13) and his 24.8 single season (1965) scoring average is No. 3 in school history and tops among Bruin guards ... a 14-year NBA playing career, including a five-time NBA All-Star, Goodrich was the leading scorer (25.9) on the Los Angeles Lakers' 1972 NBA Championship team, a squad that set an NBA record 33 consecutive victories ... charter (1984) member of the UCLA Athletic Hall of Fame ... 1996 inductee into the Naismith Memorial Basketball Hall of Fame ... Poly High School (No. 12) and the Lakers (No. 25) have also retired Goodrich's jersey numbers ... 2005 Pac-10 Hall of Honor inductee.

#31 ED O'BANNON



Ceremony: For only the second time in school history, UCLA, in a halftime ceremony in Pauley Pavilion during the UCLA/Oregon game on Feb. 1, 1996, retired the jersey numbers of four former players — No. 42 Walt Hazzard, No. 35 Sidney Wicks, No. 54 Marques Johnson and No. 31 Ed O'Bannon — all National Players of the Year during their Bruin careers.

Notes: A four-year letterman (1992-95) and three-year starter (1993-95) under Jim Harrick ... the high school (Artesia) National Player of the Year in 1990, before the start of his freshman season at UCLA, O'Bannon severely injured

his left knee, requiring major surgery and missing all of 1990-91 ... as a sophomore starter in 1993, he averaged 16.7 points (second on the team) and 7.0 rebounds (first), earning first-team All-Pac-10 and honorable mention All-American ... in 1994, he led the Bruins in scoring (18.2) and rebounding (8.8) to earn third-team All-American and first-team All-Pac-10 for a second straight season ... as a senior in 1995, O'Bannon led UCLA to its 11th NCAA championship, he was named the Most Outstanding Player at the Final Four, as he again paced UCLA in scoring (20.4) and rebounding (8.3) ... the Bruins won a school-record 32 games, including a 19-game winning streak and O'Bannon was named National Player of the Year, by the John R. Wooden Award, USBWA and CBS-Chevrolet, as well as Pac-10 co-Player of the Year ... he was the ninth player taken in the '95 NBA draft by the New Jersey Nets ... 2005 UCLA Athletics Hall of Fame inductee.

(L to R) Kareem Abdul-Jabbar, John Wooden and Bill Walton



#32 BILL WALTON




Ceremony: On Feb. 3, 1990, four of the greatest players in UCLA basketball history — Kareem Abdul-Jabbar (Lew Alcindor), Bill Walton, Ann Meyers-Drysdale and Denise Curry — had their uniform numbers retired. This special ceremony, at halftime of the UCLA-DePaul game, was the key moment in the "Pauley at 25" celebration during the 1989-90 season and marked the first time that any Bruin basketball numbers had been retired. All four players earned consensus All-America honors three times, the criteria used for deciding which of UCLA's many outstanding players should have their numbers retired. All are in the Basketball Hall of Fame in Springfield, Mass., and the UCLA Athletic Hall of Fame.

Notes: One of the best all-around centers ever to play college basketball, Walton was inducted into the Basketball Hall of Fame in May of 1993 ... he was inducted into the GTE Academic All-America Hall of Fame in the Spring of 1994 ... skilled offensively, intimidating defensively, he could rebound and start a fast break as well as anyone who ever played the game ... starting center for three seasons (1972-74) after starring with the Freshman Team in 1971 ... led UCLA to two NCAA titles and a record of 86-4 ... the foundation on the only teams to record back-to-back 30-0 seasons ... his teams won their first 73 games as UCLA won an NCAA-record 88 consecutive games ... three-time consensus All-American and Player of the Year ... ranks first in career rebounding with 1,370 (15.7 average) and second in field goal percentage (.651) ... also ranks third in career scoring average (20.3) and 11th in career points (1,767) ... holds UCLA record for rebounds in a season (506 for a 16.9 average) and twice had 27 in a game, one shy of that record ... the No. 1 selection of the 1974 NBA draft by the Portland Trail Blazers ... averaged 13.3 points and 10.5 rebounds in a career marred by injuries ... led Portland to the NBA crown in 1977 and also helped Boston win the 1986 NBA title ... charter member (1984) of the UCLA Athletics Hall of Fame ... Walton was named a recipient of the NCAA Silver Anniversary Award in 1999 ... 2003 lead NBA analyst for ABC/ESPN.

Retired Jersey Numbers

#33 KAREEM ABDUL-JABBAR (Lew Alcindor)




Ceremony: On Feb. 3, 1990, Kareem Abdul-Jabbar (Lew Alcindor) and Bill Walton became the first two men's basketball players to have their uniform numbers retired. This special ceremony, at halftime of the UCLA/DePaul game, was the key moment in the "Pauley at 25" celebration during the 1989-90 season. Both players earned consensus All-America honors three times and both are in the Basketball Hall of Fame in Springfield, Mass., and the UCLA Athletic Hall of Fame.

Notes: The greatest offensive force in basketball history ... NCAA Silver Anniversary Award winner in 1994 ... elected to Basketball Hall of Fame in 1995 ... played center for three seasons (1967-69) after starring with the Freshman team in 1966 ... led the

Bruins to three consecutive NCAA championships and a record of 88-2 ... the only player ever selected Most Outstanding Player of the Final Four three times ... three-time College Player of the Year ... three-time consensus All-American ... ranks first in career scoring average (26.4) ... ranks second with 2,325 points and 1,367 rebounds (15.5 average) and third with his .639 career field goal percentage ... holds UCLA records for points in a season (870 for a 29.0 average) and in a game (61 as a sophomore) ... the No. 1 selection of the 1969 NBA draft by Milwaukee, he played 20 years for the Bucks and the Los Angeles Lakers ... selected MVP six times, won six NBA titles (five with the Lakers) and holds the league scoring record with 38,387 points ... charter member (1984) of the UCLA Athletic Hall of Fame ... 2003 Pac-10 Hall of Honor enshrinement ... named an Los Angeles Laker assistant coach in 2005-06.

#35 SIDNEY WICKS



Ceremony: For only the second time in school history, UCLA, in a halftime ceremony in Pauley Pavilion during the UCLA/Oregon game on Feb. 1, 1996, retired the jersey numbers of four former players — No. 42 Walt Hazzard, No. 35 Sidney Wicks, No. 54 Marques Johnson and No. 31 Ed O'Bannon — all National Players of the Year during their Bruin careers.

Notes: A three-year letterman (1969-71) and two-year starter (1970-71), Wicks was instrumental in leading the Bruins to three straight NCAA championships under John Wooden ... a 6-8, 230-pound power forward, in 1970 as a junior, he was UCLA's leading scorer (18.6) and rebounder (11.9) and helped direct the Bruins to their sixth

NCAA crown and fourth consecutive national title ... as a junior, Wicks was

(L to R) S. Wicks, M. Johnson, W. Hazzard and E. O'Bannon



named Most Outstanding Player at the NCAA Final Four and earned National co-Player of the Year from the Helms Athletic Foundation ... as a senior co-captain in 1971, he again led UCLA in scoring (21.3) and rebounding (12.7) as the Bruins won their seventh national crown and fifth in a row ... he earned Player of the Year honors from the USBWA and The Sporting News in 1971 ... a 10-year NBA performer, Wicks was the second pick in the '71 draft by Portland and was the NBA Rookie of the Year in 1972 ... he served four years (1984-88) as an assistant coach on Walt Hazzard's UCLA staff ... 1985 UCLA Athletic Hall of Fame inductee.

#42 WALT HAZZARD



Ceremony: For only the second time in school history, UCLA, in a halftime ceremony in Pauley Pavilion during the UCLA/Oregon game on Feb. 1, 1996, retired the jersey numbers of four former players — No. 42 Walt Hazzard, No. 35 Sidney Wicks, No. 54 Marques Johnson and No. 31 Ed O'Bannon — all National Players of the Year during their Bruin careers.

Notes: Served the Bruin basketball program as both a player and head coach ... a 6-2 point guard, Hazzard was a three-year starter (1962-64) and two-time All-American (1963-64) under John Wooden ... as a senior co-captain in 1964, Hazzard helped lead the Bruins to their first ever NCAA title and unbeaten season (30-0) ...

he averaged a career-best 18.6 points, was named Most Valuable Player at the NCAA Final Four and earned Player of the Year honors from the Helms Athletic Foundation and USBWA in 1964 ... at the conclusion of his Bruin career, his 1,401 points was tops in school history ... won a gold medal on the U. S. team at the 1964 Summer Olympic Games in Tokyo ... a first-round draft choice of the Los Angeles Lakers, Hazzard played 10 years in the NBA ... UCLA's head coach from 1985-88 ... his first Bruin club won the NIT (1985) and in 1987, UCLA won the Pac-10 regular and post-season, advanced to the NCAA second round and Hazzard was named conference Coach of the Year ... a charter member (1984) of the UCLA Athletic Hall of Fame ... 2004 Pac-10 Hall of Honor inductee.

#54 MARQUES JOHNSON



Ceremony: For only the second time in school history, UCLA, in a halftime ceremony in Pauley Pavilion during the UCLA/Oregon game on Feb. 1, 1996, retired the jersey numbers of four former players — No. 42 Walt Hazzard, No. 35 Sidney Wicks, No. 54 Marques Johnson and No. 31 Ed O'Bannon — all National Players of the Year during their Bruin careers.

Notes: A four-year letterman (1974-77) and three-year starter (1975-77) under John Wooden and Gene Bartow ... as a sophomore starter, the 6-7, 225-pounder helped lead the Bruins to their 10th NCAA crown under Wooden ... as a junior co-captain in '76, he was the second-leading scorer (17.3) and top rebounder (9.4) when UCLA

advanced to the Final Four ... in 1977 as a senior captain, Johnson paced UCLA in scoring (21.4) and rebounding (11.1) and won the first-ever John R. Wooden Award as the National Player of the Year ... the third pick in the NBA draft by the Milwaukee Bucks, he played 10 years, earning numerous All-NBA honors ... 1988 UCLA Athletic Hall of Fame inductee ... Bruin sons, Kris (1995-98) and Josiah (2002-05) wore their father's jersey number ... 2002 NABC Hillyard Silver Anniversary All-America basketball team ... Fox Network analyst.

Sports Illustrated Covers

UCLA athletes have appeared on the cover of *Sports Illustrated* 110 times, the highest total of any school in the country and at least once in 43 of the last 45 years. Here is the complete list:

1. Rafer Johnson (Jan. 5, 1959)
2. Gary Cunningham (Mar. 19, 1962)
3. C.K. Yang (Dec. 23, 1963)
4. Walt Hazzard (Mar. 30, 1964)
5. Gail Goodrich (Mar. 29, 1965)
6. Doug McIntosh (Dec. 6, 1965)
7. Arthur Ashe (Aug. 29, 1966)
8. Gary Beban (Sept. 19, 1966)
9. Lew Alcindor (Dec. 5, 1966)
10. Lew Alcindor (Apr. 3, 1967)
11. Gary Beban (Nov. 19, 1967)
12. Lew Alcindor (Jan. 29, 1968)
13. Lew Alcindor (Apr. 1, 1968)
14. Lew Alcindor (Mar. 31, 1969)
15. Lew Alcindor (Oct. 27, 1969)
16. Lew Alcindor (Mar. 9, 1970)
17. John Vallely (Mar. 16, 1970)
18. Sidney Wicks (Mar. 30, 1970)
19. Lew Alcindor (Apr. 27, 1970)
20. Sidney Wicks (Nov. 30, 1970)
21. Lew Alcindor (Feb. 8, 1971)
22. Steve Patterson (Apr. 5, 1971)
23. Lew Alcindor (Apr. 19, 1971)
24. James McAlister (May 17, 1971)
25. Gail Goodrich (Dec. 13, 1971)
26. Bill Walton (Mar. 7, 1972)
27. Bill Walton (Apr. 3, 1972)
28. Lew Alcindor (Apr. 24, 1972)
29. Tommy Prothro (July 24, 1972)
30. John Wooden (Dec. 25, 1972)
31. Bill Walton (Feb. 5, 1973)
32. Kareem Abdul-Jabbar (Feb. 19, 1973)
33. Bill Walton (Mar. 26, 1973)
34. Bill Walton (Dec. 10, 1973)
35. Bill Walton (Feb. 25, 1974)
36. Jimmy Connors (Mar. 4, 1974)
37. Bill Walton (Mar. 25, 1974)
38. Bill Walton (Apr. 1, 1974)
39. Kareem Abdul-Jabbar (May 20, 1974)
40. Jimmy Connors (July 15, 1974)
41. Kareem Abdul-Jabbar and Bill Walton (Oct. 14, 1974)
42. David Meyers (Feb. 17, 1975)
43. Jimmy Connors (May 5, 1975)
44. Arthur Ashe (July 14, 1975)
45. Dwight Stones (Jun. 14, 1976)
46. Shirley Babashoff (July 19, 1976)
47. Jimmy Connors (Sept. 20, 1976)
48. Bill Walton (Dec. 23, 1976)
49. Kareem Abdul-Jabbar (Feb. 14, 1977)
50. Sidney Wicks (Apr. 25, 1977)
51. Bill Walton and Kareem Abdul-Jabbar (May 27, 1977)
52. Bill Walton (Jun. 13, 1977)
53. Bill Walton (Aug. 21, 1978)
54. Jimmy Connors (Sept. 18, 1978)
55. Bill Walton (Oct. 15, 1979)
56. Darren Daye (Mar. 31, 1980)
57. Kareem Abdul-Jabbar (May 5, 1980)
58. Kareem Abdul-Jabbar (Dec. 15, 1980)
59. Wendell Tyler (Aug. 24, 1981)
60. Jimmy Connors (July 12, 1982)
61. Jimmy Connors (Sept. 20, 1982)
62. Kareem Abdul-Jabbar (May 9, 1983)
63. Kareem Abdul-Jabbar (Feb. 1984)
64. Dwight Stones (July 2, 1984)
65. Rafer Johnson (Aug. 6, 1984)
66. Kareem Abdul-Jabbar (Jun. 10, 1985)
67. Kareem Abdul-Jabbar (Jun. 17, 1985)
68. Kareem Abdul-Jabbar (Dec. 23, 1985)
69. Kareem Abdul-Jabbar (May 26, 1986)
70. Kareem Abdul-Jabbar (Jun. 22, 1987)
71. Jackie Joyner-Kersey (Sept. 14, 1987)
72. Kareem Abdul-Jabbar (Apr. 18, 1988)
73. Florence Griffith Joyner (July 25, 1988)
74. Jackie Joyner-Kersey and Florence Griffith Joyner (Oct. 10, 1988)
75. Florence Griffith Joyner (Dec. 26, 1988)
76. Kareem Abdul-Jabbar (Jan. 23, 1989)
77. Troy Aikman (Aug. 29, 1989)
78. Troy Aikman (Aug. 27, 1990)
79. Mike Powell (Sept. 9, 1991)
80. Jimmy Connors (Sept. 16, 1991)
81. Jay Schroeder (Dec. 16, 1991)
82. Jackie Joyner-Kersey (July 22, 1992)
83. Gail Devers (Aug. 10, 1992)
84. Arthur Ashe (Dec. 21, 1992)
85. Troy Aikman (Feb. 8, 1993)
86. Arthur Ashe (Feb. 15, 1993)
87. Troy Aikman (1993 Year in Pictures)
88. Troy Aikman (Aug. 1, 1994)
89. Troy Aikman (Jan. 16, 1995)
90. Ed O'Bannon (Apr. 10, 1995)
91. Tyus Edney (April 1995)
(UCLA Commemorative Issue)
92. Steve Bono (Sept. 2, 1996)
93. Cameron Dollar
(Regional Basketball Issue)
94. Kareem Abdul-Jabbar (Nov. 11, 1996)
95. Jackie Robinson (May 5, 1997)
96. Joy Fawcett - U.S.A. Soccer Team
(Dec. 20, 1999)
97. Baron Davis (May 21, 2001)
98. Troy Glaus (October 2002)
(Commemorative Issue)
99. Dan Guerrero (May 5, 2003)
100. John Wooden (March 22, 2004)
101. U.S. Olympic Softball Team
(Aug. 30, 2004)
102. 50th Anniversary Issue (Sept. 27, 2004)
103. Kareem Abdul-Jabbar (Dec. 27, 2004)
104. NCAA Basketball Preview (Mar. 21, 2005)
105. NCAA Basketball Preview (Mar. 20, 2006)
106. Troy Aikman (Pro Football Hall of Fame
Commemorative Issue)
107. Chase Utley (Aug. 14, 2006)
108. Jonathan Ogden (Sept. 25, 2006)
109. Faces in the Crowd (Dec. 15, 2006)
110. NCAA Basketball Preview (Mar. 19, 2007)



UCLA's FIRST-TEAM ALL-AMERICANS

1931	*Dick Linthicum, f
1932	*Dick Linthicum, f
1945	*Bill Putnam, g
1947	*Don Barksdale, c
1950	*George Stanich, g
1952	*Don Johnson, g
1955	*John Moore, f
1955	*Don Bragg, g
1956	*Willie Naulls, c
1959	*Walt Torrence, g
1962	*John Green, g
1963	*Walt Hazzard, g
1964	*Walt Hazzard, g
1965	*Gail Goodrich, g
1967	*Lew Alcindor, c
1968	*Lew Alcindor, c
1968	*Lucius Allen, g
1968	*Mike Warren, g
1969	*Lew Alcindor, c
1970	*Sidney Wicks, f
1971	*Sidney Wicks, f
1972	*Henry Bibby, g
1972	*Bill Walton, c
1973	*Bill Walton, c
1973	*Keith Wilkes, f
1974	*Bill Walton, c
1974	*Keith Wilkes, f
1975	*Dave Meyers, f
1976	*Richard Washington, f/c
1977	*Marques Johnson, f
1978	*David Greenwood, f
1979	*David Greenwood, f
1992	Don MacLean, f
1995	*Ed O'Bannon, f
1997	Charles O'Bannon, f
2007	*Arron Afflalo, g

*Consensus Selection

FIRST-TEAM ALL-CONFERENCE SELECTIONS

1928*	Jack Ketchum, f
1930*	Carl Knowles, f
1931*	Dick Linthicum, f; Frank Lubin, c
1932*	Dick Linthicum, f
1934*	Don Piper, f
1935*	Don Ashen, g
1936*	John Ball, c
1937*	John Ball, c
1939*	Bob Calkins, f
1940*	Jackie Robinson, f
1944*	Dick West, f; Bill Rankin, g
1945*	Bill Rankin, f; Bill Putnam, g
1946*	Chuck Clustka, g
1947*	Don Barksdale, c; Dave Minor, g
1948*	John Stanich, g; Dave Minor, g
1949*	Alan Sawyer, f; George Stanich, g
1950*	George Stanich, g; Carl Kraushaar, c
1951*	Dick Ridgway, f; Eddie Sheldrake, g
1952*	Jerry Norman, f; Don Johnson, f
1954*	Don Bragg, g; Ron Livingston, g
1955*	John Moore, f; Willie Naulls, c
1956#	Willie Naulls, c; Morris Taft, g
1959#	Walt Torrence, g
1961+	Gary Cunningham, f
1962+	John Green, g
1963+	Walt Hazzard, g
1964+	Walt Hazzard, g; Gail Goodrich, g; Jack Hirsch, f
1965+	Gail Goodrich, g; Keith Erickson, f
1966+	Mike Lynn, f
1967+	Lew Alcindor, c; Lucius Allen, g
1968+	Lew Alcindor, c; Mike Warren, g
1969+	Lew Alcindor, c; Curtis Rowe, f
1970+	Sidney Wicks, f
1971+	Sidney Wicks, f; Curtis Rowe, f
1972+	Bill Walton, c
1973+	Bill Walton, c; Keith Wilkes, f
1974+	Bill Walton, c; Keith Wilkes, f
1975+	Dave Meyers, f
1976+	Richard Washington, f-c; Marques Johnson, f
1977+	Marques Johnson, f; David Greenwood, f
1978+	David Greenwood, f; Roy Hamilton, g; Raymond Townsend, g
1979+	David Greenwood, f; Roy Hamilton, g; Brad Holland, g
1980+	Kiki Vandeweghe, f
1981+	Mike Sanders, f; Rod Foster, g
1982+	Mike Sanders, f; Kenny Fields, f
1983+	Kenny Fields, f; Rod Foster, g
1984+	Kenny Fields, f; Ralph Jackson, g
1985+	Nigel Miguel, g
1986+	Reggie Miller, f

1987+	Reggie Miller, f; Pooh Richardson, g
1988+	Pooh Richardson, g; Trevor Wilson, f
1989+	Pooh Richardson, g; Trevor Wilson, f
1990+	Don MacLean, f; Trevor Wilson, f
1991+	Don MacLean, f; Tracy Murray, f
1992+	Don MacLean, f; Tracy Murray, f
1993+	Tyus Edney, g; Ed O'Bannon, f
1994+	Tyus Edney, g; Ed O'Bannon, f
1995+	Tyus Edney, g; Ed O'Bannon, f
1996+	Toby Bailey, g; J.R. Henderson, f; Charles O'Bannon, f
1997+	Toby Bailey, g; Jelani McCoy, c; Charles O'Bannon, f
1998+	Toby Bailey, g; J.R. Henderson, f
1999+	Baron Davis, g
2000+	Jason Kapon, f
2001+	Jason Kapon, f; Earl Watson, g
2002+	Jason Kapon, f
2003+	Jason Kapon, f
2005+	Dijon Thompson, f
2006+	Arron Afflalo, g; Jordan Farmar, g
2007+	Arron Afflalo, g; Darren Collison, g

*All-Pacific Coast Conference Southern Division
#All-PCC
+All-Pacific-10 Conference

ACADEMIC ALL-AMERICANS (18)

UCLA has had 10 student-athletes (selections) chosen to the Academic All-American team for a total of 18 selections with three, Bill Walton, Keith Wilkes and Greg Lee, being honored three straight years. Following is the complete list:

1967	Michael Warren
1969	Kenny Heitz
1971	Sidney Wicks
1972	Greg Lee, Bill Walton, Keith Wilkes
1973	Greg Lee, Bill Walton, Keith Wilkes
1974	Greg Lee, Bill Walton, Keith Wilkes
1975	Ralph Drollinger
1977	Marques Johnson
1979	Kiki Vandeweghe
1980	Kiki Vandeweghe
1994	George Zidek (second team)
1995	George Zidek

NCAA POSTGRADUATE SCHOLARSHIP WINNERS

1968-69	Kenny Heitz
1970-71	Terry Schofield
1979-80	Kiki Vandeweghe
1992-93	Richard Petruska*
1994-95	George Zidek

*indicates alternate selection

Bruins in the NBA

2007-08 FALL CAMP ROSTERS

Arron Afflalo (2005-07)

Detroit Pistons, 1st year.

Trevor Ariza (2004)

Orlando Magic, 3 years (2005-06, New York; 2006-07, Orlando), 194 games, .472 FG%, .644 FT%, 709 rebounds (3.7), 211 assists (1.1 avg.), 1,238 points (6.4 avg.).

Matt Barnes (1999-02)

Golden State Warriors, 4 years (2004, LA Clippers; 2005 Sacramento; 2005, Philadelphia; 2006, New York; 2006, Philadelphia; 2007 Golden State), 213 games, .445 FG%, .692 FT%, 755 rebounds (3.5 avg.), 289 assists (1.4 avg.), 1,256 points (5.9 avg.).

Baron Davis (1998-99)

Golden State Warriors, 8 years (2000-02, Charlotte; 2003-05, New Orleans; 2005-07, Golden State), 526 games; .411 FG%, .681 FT%, 2,082 rebounds (4.0 avg.), 3,777 assists (7.2 avg.); 8,605 points (16.4 avg.).

Jordan Farmar (2005-06)

Los Angeles Lakers, 1 year (2007, Los Angeles Lakers), 72 games; .422 FG%, .711 FT%; 119 rebounds (1.7 avg.), 137 assists (1.9 avg.), 320 points (4.4 avg.).

Dan Gadzuric (1999-02)

Milwaukee Bucks, 5 years (2003-07, Milwaukee), 333 games; .523 FG%, .502 FT%; 1,695 rebounds (5.1 avg.), 120 assists (0.4 avg.); 1,827 points (5.5 avg.).

Ryan Hollins (2003-06)

Charlotte Bobcats, 1 year (2007, Charlotte), 27 games; .556 FG%, .600 FT%; 31 rebounds (1.1 avg.), 1 assist (0.0 avg.), 64 points (2.4 avg.).

Jason Kapono (2000-03)


Toronto Raptors, 4 years (2004, Cleveland; 2005, Charlotte; 2006-07, Miami), 240 games, .440 FG%, .852 FT%, 470 rebounds (2.0 avg.), 193 assists (0.8 avg.), 1,770 points (7.4 avg.).

Darrick Martin (1989-92)

Toronto Raptors, 12 years (1995, Minnesota; 1996, Vancouver/Minnesota; 1997-99, LA Clippers; 2000-01, Sacramento; 2002, Dallas; 2004, Minnesota; 2005, Los Angeles Clippers; 2006-07, Toronto), 497 games, .384 FG%, .844 FT%, 581 rebounds (1.2 avg.), 1,454 assists (2.9 avg.), 3,498 points (7.0 avg.).

Earl Watson (1998-01)

Seattle Sonics, 5 years (2002, Seattle; 2003-05, Memphis; 2006, Denver; 2006-07, Seattle), 451 games; .410 FG%, .684 FT%; 932 rebounds (2.1 avg.), 1,837 assists (4.1 avg.); 3,088 points (6.8 avg.).



Jordan Farmar

FORMER PLAYERS

Kareem Abdul-Jabbar (1967-69)

20 years (1970-75, Milwaukee; 1976-89, Los Angeles), 1,560 games, 38,387 points — NBA record (24.6), 17,440 rebounds (11.2), 5,660 assists (3.6), .559 FG%, .721 FT%.

Lucius Allen (1967-68)

10 years (1970, Seattle; 1971-75, Milwaukee; 1975-77, Los Angeles; 1978-79, Kansas City), 702 games, 9,407 points (13.4), 2,205 rebounds (3.1), 3,174 assists (4.5), .463 FG%, .760 FT%.

Darrell Allums (1977-80)

1 year (1981, Dallas), 22 games, 59 points (2.7), 65 rebounds (3.0), 25 assists (1.1), .343 FG%, .591 FT%.

Toby Bailey (1995-98)

2 years (1999-00, Phoenix), 73 games; .407 FG%, .692 FT%; 126 rebounds (1.7 avg.), 43 assists (0.6 avg.); 241 points (3.3 avg.).

Don Barksdale (1947)

4 years (1952-53, Baltimore; 1954-55, Boston), 262 games, 2,895 points (11.0), 2,088 rebounds (8.0), 549 assists (2.1), .370 FG%, .660 FT%.

Henry Bibby (1970-72)

9 years (1973-75, New York; 1975-76, New Orleans; 1977-80, Philadelphia; 1981, San Diego), 675 games, 5,775 points (8.6), 1,581 rebounds (2.3), 2,259 assists (3.4), .424 FG%, .782 FT%.

Cedric Bozeman (2002-04, 2006)

1 year (2007, Atlanta), 23 games; .282 FG%, .333 FT%; 23 rebounds (1.0 avg.), 10 assists (0.4 avg.), 26 points (1.1 avg.).

Mitchell Butler (1990-93)

8 years (1994-96, Washington; 1997, Portland; 1998-99, Cleveland; 2002, Portland; 2004, Washington), 362 games, .438 FG%, .623 FT%, 717 rebounds (2.0 avg.), 342 assists (0.9 avg.), 1,868 points (5.2 avg.).

Darren Daye (1980-83)

5 years (1984-86, Washington; 1987, Chicago; 1987-88, Boston), 328 games, 2,225 points (6.8), 844 rebounds (2.6), 672 assists (2.1), .491 FG%, .681 FT%.

Ralph Drollinger (1973-76)

1 year (1981, Dallas), 6 games, 15 points (2.5), 19 rebounds (3.2), 14 assists (2.3), .500 FG%, .250 FT%.

Mark Eaton (1981-82)

11 years (1983-93, Utah), 875 games, 5,216 points (6.0), 6,939 rebounds (7.9), 3,064 blocked shots (3.5), 840 assists (1.0), .458 FG%, .649 FT%.

Tyus Edney (1992-95)

4 years (1996-97, Sacramento; 1998, Boston, 2001 Indiana), 226 games, .405 FG%, .806 FT%, 393 rebounds (1.7), 910 assists (4.0), 1,728 points (7.6).

Keith Erickson (1963-65)

12 years (1966, San Francisco; 1967-68, Chicago; 1969-73, Los Angeles; 1974-77, Phoenix), 766 games, 7,251 points (9.5), 3,448 rebounds (4.5), 1,991 assists (2.6), .435 FG%, .769 FT%.


Kenny Fields (1981-84)

4 years (1985-87, Milwaukee; 1987-88, Los Angeles Clippers), 184 games, 1,140 points (6.2), 464 rebounds (2.5), 188 assists (1.0), .474 FG%, .733 FT%.

Rod Foster (1980-83)

3 years (1984-86, Phoenix; 1987-88, injured), 207 games, 1,562 (7.5), 258 rebounds (1.3), 479 assists (2.3), .440 FG%, .768 FT%.

Kareem Abdul-Jabbar



Gail Goodrich (1963-65)

14 years (1966-68, Los Angeles; 1969-70, Phoenix; 1971-76, Los Angeles; 1977-79, New Orleans), 1,031 games, 19,181 points (18.6), 3,279 rebounds (3.2), 4,805 assists (4.7), .456 FG%, .807 FT%.

Stuart Gray (1982-84)

7 years (1985-89, Indiana; 1989-90, Charlotte; 1990-91, New York), 386 games, 906 points (2.3), 1,020 rebounds (2.6), 148 assists (0.4), .446 FG%, .663 FT%.

David Greenwood (1976-79)

12 years (1980-85, Chicago; 1986-89, San Antonio; 1989, Denver; 1990, Detroit; 1991 San Antonio), 823 games, 8,428 points (10.2), 6,537 rebounds (7.9), 1,614 assists (2.0), .477 FG%, .765 FT%.

Jack Haley (1985-87)

10 years (1989-90, Chicago; 1990-91, New Jersey; 1992-93, Los Angeles Lakers; 1994-95, San Antonio; 1996, Chicago; 1997-98, New Jersey), 341 games, 1,180 points (3.5), 922 rebounds (2.7), 77 assists (0.2), .425 FG%, .655 FT%.

Roy Hamilton (1976-79)

2 years (1980, Detroit; 1981, Portland), 73 games, 336 points (4.6), 110 rebounds (1.5), 192 assists (2.6), .400 FG%, .684 FT%.

Walt Hazzard (1962-64)

10 years (1965-67, Los Angeles; 1968, Seattle; 1969-71, Atlanta; 1972, Buffalo; 1973, Golden State; 1974, Seattle), 724 games, 9,087 points (12.6), 2,146 rebounds (3.0), 3,550 assists (4.9), .441 FG%, .757 FT%.

J.R. Henderson (1995-98)

1 year (1999, Vancouver), 30 games; .365 FG%, .556 FT%; 47 rebounds (1.6 avg.), 22 assists (0.7 avg.); 97 points (3.2 avg.).

Brad Holland (1976-79)

3 years (1980-81, Los Angeles; 1982, Washington; 1982, Milwaukee), 93 games, 293 points (3.2), 59 rebounds (0.6), 63 assists (0.7), .403 FG%, .746 FT%.

Bruins in the NBA

Michael Holton (1980-83)

6 years (1985-86, Phoenix; 1986, Chicago; 1987-88, Portland; 1989-90, Charlotte), 325 games, 2,016 points (6.2), 977 assists (3.0), 459 rebounds (1.4), .441 FG%, .807 FT%.

Ralph Jackson (1981-84)

1 year (1985, Indiana), 1 game, 2 points (2.0), 1 rebound (1.0), 4 assists (4.0), .333 FG%, .000 FT%.

Marques Johnson (1974-77)

10 years (1978-84, Milwaukee; 1985-87, Los Angeles Clippers), 681 games, 13,852 points (20.3), 4,800 rebounds (7.1), 2,493 assists (3.7), .519 FG%, .738 FT%.

Edgar Lacey (1965-66)

1 year (1969, Los Angeles (ABA), 46 games, 234 points (5.1), 180 rebounds (3.9), 30 assists (0.7), .447 FG%, .567 FT%.

Greg Lee (1972-74)

2 years (1975, San Diego (ABA); 1976 Portland, 10 games, 24 points (2.4), 5 rebounds (0.5), 24 assists (2.4), 526 FG%, 1.000 FT%.

Mike Lynn (1965-66, 1968)

2 years (1970, Los Angeles; 1971, Buffalo), 49 games, 126 points (2.6), 68 rebounds (1.4), 31 assists (0.6), .329 FG%, .667 FT%.

Don MacLean (1989-92)

9 years (1993-95, Washington; 1996, Denver; 1997, Philadelphia; 1998, New Jersey; 1999, Seattle; 2000, Phoenix; 2001 Miami), 319 games, .455 FG%, .765 FT%, 1,210 rebs. (3.8 avg.), 404 assists (1.3 avg.), 3,490 points (10.9 avg.).

Gerald Madkins (1988, 1990-92)

3 years (1994-95, Cleveland; 1998, Miami; 1998, Golden State), 48 games, 80 points (1.7), 26 rebounds (0.5), 65 assists (1.4), .366 FG%, .762 FT%.

Andre McCarter (1974-76)

3 years (1977-78, Kansas City; 1981, Washington), 103 games, 392 points (3.8), 95 rebounds (0.9), 172 assists (1.7), .431 FG%, .725 FT%.

Jelani McCoy (1996-98)

6 years (1999-01, Seattle; 2002, LA Lakers; 2003, Toronto; 2004, Cleveland), 244 games; .538 FG%, .494 FT%; 893 rebounds (3.7 avg.), 135 assists (0.6 avg.); 1,182 points (4.8 avg.).

Dave Meyers (1973-75)

4 years (1976-80, Milwaukee (1979, injured), 281 games, 3,149 points (11.2), 1,771 rebounds (6.3), 652 assists (2.3), .461 FG%, .676 FT%.

Reggie Miller (1984-87)

18 years (1988-05, Indiana), 1,389 games, .471 FG%, .888 FT%, 4,182 rebounds (3.0 avg.), 4,141 assists (3.0 avg.), 25,279 points (18.2 avg.).

Dave Minor (1947-48)

2 years (1952-53, Baltimore; 1953, Milwaukee), 116 games, 877 points (7.6), 527 rebounds (4.5), 288 assists (2.5), .360 FG%, .754 FT%.

Jerome Moiso (1999-00)

5 years (2001, Boston; 2002, Charlotte; 2003, New Orleans; 2004-05, Toronto; 2005, New Jersey; 2005, Cleveland), 145 games; .489 FG%, .593 FT%; 395 rebounds (2.7 avg.), 38 assists (0.3 avg.); 386 points (2.7 avg.).

Tracy Murray (1990-92)

12 years (1993-95, Portland; 1995, Houston; 1996, Toronto; 1997-00, Washington; 2001, Denver; 2001-02, Toronto; 2003, LA Lakers; 2004, Portland), 659 games, .430 FG%, .829 FT%, 1,649 rebounds (2.5 avg.), 508 assists (0.8 avg.), 5,943 points (9.0 avg.).

Swen Nater (1972-73)

11 years (1974, Virginia (ABA); 1974-75, San Antonio (ABA); 1975, New York (ABA); 1976, Virginia (ABA); 1977, Milwaukee; 1978, Buffalo; 1979-83, San Diego; 1984, Los Angeles), 722 games, 8,980 points (12.4), 8,340 rebounds (11.6), 1,235 assists (1.7), .535 FG%, .748 FT%.

Willie Naulls (1954-56)

10 years (1957, St. Louis; 1957-63, New York; 1963, San Francisco; 1964-66, Boston), 716 games, 11,305 points (15.8), 6,507 rebounds (9.1), 1,115 assists (1.6), .406 FG%, .812 FT%.

Charles O'Bannon (1994-97)

2 years (1998-99, Detroit), 48 games; 120 points (2.5), 67 rebounds (1.4), 29 assists (0.6), .400 FG%, .870 FT%.

Ed O'Bannon (1992-95)

2 years (1996-97, New Jersey; 1997, Dallas), 128 games, .367 FG%, .755 FT%, 168 rebounds (2.5 avg.), 63 assists (0.8 avg.), 399 points (5.0 avg.).

Keith Owens (1988-91)

1 year (1992, L.A. Lakers), 20 games, 26 points (1.3), 15 rebounds (0.8), 3 assists (0.2), .281 FG%, .800 FT%.

Steve Patterson (1969-71)

5 years (1972-76, Cleveland; 1976, Chicago), 350 games, 1,552 points (4.4), 1,632 rebounds (4.7), 443 assists (1.3), .403 FG%, .594 FT%.

Richard Petruska (1993)

1 year (1993-94, Houston), 22 games, 53 points (2.4), 31 rebounds (1.4), .435 FG%, .750 FT%.

Jerome "Pooh" Richardson (1986-89)

10 years (1990-92, Minnesota; 1993-94, Indiana; 1995-99, Los Angeles Clippers), 639 games, 7,083 points (11.1), 1,807 rebounds (2.8), 4,180 assists (6.5), .444 FG%, .652 FT%.

Curtis Rowe (1969-71)

8 years (1972-76, Detroit; 1977-79, Boston), 590 games, 6,873 points (11.6), 4,264 rebounds (7.2), 932 assists (1.6), .482 FG%, .701 FT%.

Mike Sanders (1979-82)

11 years (1983, San Antonio; 1984-88, Phoenix; 1988-89, Cleveland; 1990-92, Indiana; 1992-93, Cleveland), 648 games, 5,162 points (8.0), 1,927 rebounds (3.0), 880 assists (1.4), .482 FG%, .769 FT%.

Alan Sawyer (1946, 1949-50)

1 year (1951, Washington), 33 games, 217 points (6.6), 125 rebounds (3.8), 25 assists (0.8), .405 FG%, .796 FT%.

Lynn Shackelford (1967-69)

1 year (1970, Miami (ABA)), 22 games, 58 points, (2.6) 27 rebounds (1.2), .306 FG%, .769 FT%.

Dijon Thompson (2002-05)

2 years (2006, Phoenix; 2007, Atlanta), 16 games, .425 FG%, .875 FT%, 19 rebounds (1.2 avg.), 3 assists (0.2 avg.), 45 points (2.8 avg.).

Raymond Townsend (1975-78)

3 years (1979-80, Golden State; 1982, Indiana), 154 games, 745 points (5.1), 157 rebounds (1.0), 217 assists (1.4), .411 FG%, .703 FT%.

Kiki Vandeweghe (1977-80)

13 years (1981-84, Denver; 1985-89 Portland; 1989-92, New York; 1993 L.A. Clippers), 810 games, 15,980 points (19.7), 2,785 rebounds (3.4), 1,668 assists (2.1), .525 FG%, .872 FT%.

Brett Vroman (1975-77)

1 year (1981, Utah), 11 games, 34 points (3.1), 25 rebounds (2.3), 9 assists (0.8), .370 FG%, .737 FT%.

Bill Walton (1972-74)

13 years (1975-78, Portland; 1979, injured; 1980, San Diego; 1981-82, injured; 1983-84, San Diego; 1985, Los Angeles Clippers; 1986-87, Boston), 468 games, 6,215 points (13.3), 4,923 rebounds (10.5), 1,590 assists (3.4), .521 FG%, .660 FT%.

Richard Washington (1974-76)

7 years (1977-79, Kansas City; 1980, Milwaukee; 1981, Dallas; 1981-83, Cleveland), 351 games, 3,456 points (9.8), 2,204 rebounds (6.3), 409 assists (1.2), .453 FG%, .711 FT%.

Sidney Wicks (1969-71)

10 years (1972-76, Portland; 1977-78, Boston; 1979-81, San Diego), 760 games, 12,803 points (16.8), 6,620 rebounds (8.7), 2,437 assists (3.2), .459 FG%, .685 FT%.

Jamaal Wilkes (1972-74)

12 years (1975-77, Golden State; 1978-85, Los Angeles Lakers; 1986, Los Angeles Clippers), 828 games, 14,644 points (17.7), 5,117 rebounds (6.2), 2,050 assists (2.5), .499 FG%, .759 FT%.

James Wilkes (1977-80)

3 years (1981-82, Chicago; 1983 Detroit), 114 games, 547 points (4.8), 274 rebounds (2.4), 104 assists (0.9), .463 FG%, .723 FT%.

Trevor Wilson (1987-90)

5 years (1991, Atlanta; 1994, Los Angeles Lakers; 1994-95, Sacramento Kings, 1996, Philadelphia 76ers; 1997, Los Angeles Lakers), 103 games, 591 points (5.7), 353 rebounds (3.4), 99 assists (0.9), .450 FG%, .567 FT%.

Brad Wright (1982-85)

2 years (1987, New York; 1988 Denver), 16 games, 54 points (3.4), 54 rebounds (3.4), 1 assist (0.1), .412 FG%, .429 FT%.

Ray Young (1999-03)

1 year (2006, Golden State), no stats.

George Zidek (1992-95)

3 years (1996-97, Charlotte; 1997, Denver; 1998, Denver; 1998, Seattle), 135 games, 281 points (3.4), 281 rebounds (2.1), 33 assists (0.2), .408 FG%, .753 FT%.



UCLA's All-Time Draft List

Since 1948, UCLA is the all-time collegiate leader in NBA draft selections with 101, ahead of North Carolina (96), Kentucky (91) and Duke (73).

YEAR	PLAYER	RD.-PICK	TEAM
2007	Arron Afflalo	1-27	Detroit
2006	Jordan Farmar	1-26	L.A. Lakers
	Ryan Hollins	2-50	Charlotte
2005	Dijon Thompson	2-54	N.Y. Knicks
2004	Trevor Ariza	2-43	N.Y. Knicks
2003	Jason Kapono	2-31	Cleveland
2002	Dan Gadzuric	2-34	Milwaukee
	Matt Barnes	2-46	Memphis
2001	Earl Watson	2-40	Seattle
2000	Jerome Moiso	1-11	Boston
1999	Baron Davis	1-3	Charlotte
1998	Jelani McCoy	2-33	Seattle
	Toby Bailey	2-45	L.A. Lakers
	J.R. Henderson	2-56	Vancouver
1997	Chan O'Bannon	2-32	Detroit
1995	Ed O'Bannon	1-9	New Jersey
	George Zidek	1-22	Charlotte
	Tyus Edney	2-47	Sacramento
1993	Richard Petruska	2-46	Houston
1992	Tracy Murray	1-18	San Antonio
	Don MacLean	1-19	Detroit
1990	Trevor Wilson	2-36	Atlanta
1989	Pooh Richardson	1-10	Minnesota
1988	Greg Foster*	2-35	Washington
	Corey Gaines*	3-15	Seattle
1987	Reggie Miller	1-11	Indiana
	Jack Haley	4-79	Chicago
	Montel Hatcher	7-149	Indiana
1985	Brad Wright	3-49	Warriors
	Nigel Miguel	3-62	New Jersey
	Gary Maloncon	7-143	Clippers
1984	Kenny Fields	1-21	Milwaukee
	Stuart Gray	2-29	Indiana
	Ralph Jackson	4-71	Indiana
1983	Rod Foster	2-28	Phoenix

	Michael Holton	3-53	Warriors
	Darren Daye	3-57	Washington
	Tyren Nauls*	5-110	New Jersey
	Cliff Pruitt*	6-118	Indiana
1982	Mark Eaton	4-72	Utah
	Mike Sanders	4-74	Kansas City
	Tony Anderson	7-151	New Jersey
	Dean Sears	9-200	Denver
1981	Vic Sison	10-206	New Jersey
	Kenny Easley	10-216	Chicago
1980	Kiki Vandeweghe	1-11	Dallas
	James Wilkes	3-50	Chicago
	Darrell Allums	5-103	Dallas
	Gig Sims	7-148	Portland
1979	David Greenwood	1-2	Chicago
	Roy Hamilton	1-10	Detroit
	Brad Holland	1-14	L.A. Lakers
	Marvin Thomas	10-190	Chicago
1978	Raymond Townsend	1-22	Warriors
	Brett Vroman*	4-87	Philadelphia
	Ralph Drollinger	5-105	Seattle
1977	Marques Johnson	1-3	Milwaukee
	Ralph Drollinger	8-152	N.Y. Nets
1976	Richard Washington	1-3	Kansas City
	Andre McCarter	6-89	Kansas City
	Ralph Drollinger	7-121	Boston
1975	David Meyers	1-2	L.A. Lakers
	Pete Trgovich	3-44	Detroit
	Andre McCarter	8-136	Cleveland
1974	Bill Walton	1-1	Portland
	Keith Wilkes	1-11	Warriors
	Greg Lee	7-115	Atlanta
	Tommy Curtis	7-117	Buffalo
1973	Swen Nater	1-16	Milwaukee
	Larry Hollyfield	7-105	Portland
	Larry Farmer	7-108	Cleveland
	Larry Farmer		Denver (ABA)
1972	Henry Bibby	4-58	New York
	Bill Walton		S. Antonio (ABA)
1971	Sidney Wicks	1-2	Portland

	Curtis Rowe	1-11	Detroit
	Steve Patterson	2-18	Cleveland
	Kenny Booker	14-213	Phoenix
	Sidney Wicks		S. Antonio (ABA)
	Curtis Rowe		S. Antonio (ABA)
	Kenny Booker		Indiana (ABA)
1970	John Vallely	1-14	Atlanta
	Steve Patterson	8-129	Phoenix
	Steve Patterson		S. Antonio (ABA)
	John Vallely		Denver (ABA)
1969	Lew Alcindor	1-1	Milwaukee
	Lucius Allen	1-3	Seattle
	Ken Heltz	5-59	Milwaukee
	Bill Sweek	7-86	Phoenix
	Lynn Shackelford	7-91	San Diego
1968	Mike Lynn	4-39	Chicago
	Edgar Lacey	4-43	San Francisco
	Mike Warren	14-173	Seattle
1967	Mike Lynn	5-51	San Francisco
	Edgar Lacey	7-76	Boston
1966	Kenny Washington	8-71	San Francisco
1965	Gail Goodrich	1-3	L.A. Lakers
	Keith Erickson	4-23	San Francisco
1964	Walt Hazzard	1-1	L.A. Lakers
1962	John Green	3-24	L.A. Lakers
	Gary Cunningham	7-58	Cincinnati
1961	John Berberich	5-48	St. Louis
	Bill Ellis	8-72	L.A. Lakers
1959	Walt Torrence	8-58	New York
1956	Willie Nauls	2	St. Louis
	Morris Taft	8	St. Louis
1955	John Moore	7	Boston
	Don Bragg		Minneapolis
1954	Jack Davidson		Syracuse
1950	George Stanich	2	Rochester
	Alan Sawyer	3	Washington
	Carl Kraushaar	8	Rochester
1948	John Stanich		New York

*Transferred to another school



Jason Kapono



Earl Watson

NBA FIRST ROUND DRAFT CHOICES

Year	Player	Team
2007	Arron Afflalo	Detroit
2006	Jordan Farmar	L.A. Lakers
2000	Jerome Moiso	Boston
1999	Baron Davis	Charlotte
1995	Ed O'Bannon	New Jersey
	George Zidek	Charlotte
1992	Tracy Murray	San Antonio
	Don MacLean	Detroit
1989	Pooh Richardson	Minnesota
1987	Reggie Miller	Indiana
1984	Kenny Fields	Milwaukee
1980	Kiki Vandeweghe	Dallas
1979	David Greenwood	Chicago
	Roy Hamilton	Detroit
	Brad Holland	L.A. Lakers
1978	Raymond Townsend	Golden State
1977	Marques Johnson	Milwaukee
1976	Richard Washington	Kansas City
1975	David Meyers	Los Angeles
1974	Bill Walton	Portland
	Keith Wilkes	Golden State
1973	Swen Nater	Milwaukee
1971	Sidney Wicks	Portland
	Curtis Rowe	Detroit
1970	John Vallely	Atlanta
1969	Lew Alcindor	Milwaukee
	Lucius Allen	Seattle
1965	Gail Goodrich	L.A. Lakers
1964	Walt Hazzard	L.A. Lakers

SINCE 1945

— A —

Abdul-Hamid, Mustafa '07
 Aboya, Alfred '06-07
 Adams, Carroll '55-56
 Afflalo, Aaron '05-06
 Alba, Ray '48-49-50
 Alcindor, Lew '67-68-69
 Allen, Lucius '67-68
 Allums, Darrell '77-78-79-80
 Alper, Art '49-50-51
 Anderson, Tony '78-80-81-82
 Archer, Bob '57-58-59
 Ariza, Trevor '04
 Arnold, Bob '45-46
 Arnold, Jack '56
 Arrillaga, Randy '80-81-82-83

— B —

Bailey, Ryan '99-00-01
 Bailey, Toby '95-96-97-98
 Ballard, Bob '55
 Bane, Ron '52-53-54-55
 Banton, Dick '56-57
 Barksdale, Don '47
 Barnes, Gene '03-04
 Barnes, Matt '99-00-01-02
 Bell, Bob '58
 Bennett, Eldon '48-49
 Berberich, John '60-61
 Berry, Bob '60-61
 Betchley, Rick '70-71
 Bibby, Henry '70-71-72
 Birnie, Dick '45
 Blackman, Pete '60-61-62
 Booker, Kenny '70-71
 Borio, Courtney '53-54
 Boulding, Wayne '48-49
 Boyle, David '93-94
 Bozeman, Cedric '02-03-04-06
 Bragg, Don '52-53-54-55
 Brandon, Cliff '58-59-60
 Bronner, Jeff '89
 Brooks, Brandon '00
 Brumbach, Stephen '88-89
 Buccola, Guy '47-48-49
 Burke, Conrad '56-57-58
 Burns, Marquis '93-94-95
 Butler, Kelvin '85-86-87-88
 Butler, Mitchell '90-91-92-93

— C —

Carson, Vince '72-73
 Chambers, Brice '65-66
 Chapman, Jon '70-71-72
 Chasen, Barry '50
 Chrisman, Joe '66-67
 Clothier, Grant '45
 Clustka, Chuck '46-47-48-49
 Collison, Darren '06-07
 Corliss, Casey '75
 Costello, Mark '52-53-54-55
 Crabtree, Fred '57
 Crispin, Jon '03-04
 Crum, Denny '58-59
 Cummings, T.J. '01-02-03-04
 Cunningham, Gary '60-61-62
 Curtis, Tommy '72-73-74

— D —

Dafney, Darrin '89-90
 Daley, Kevin '98
 Davidson, Jack '52
 Davis, Baron '98-99
 Daye, Darren '80-81-82-83
 Dempsey, Kevin '93-94-95-96
 Dollar, Cameron '94-95-96-97
 Dragovich, Nikola '07
 Drollinger, Ralph '74-75-76
 Dunlap, Jeff '84-85-86

— E —

Eaton, Mark '81-82
 Ecker, John '69-70-71
 Eblin, John '56-57
 Edney, Tyus '92-93-94-95
 Elkind, Steve '92
 Ellis, Bill '60-61
 Ellis, Joey '07
 Englund, George '46

Erickson, Keith '63-64-65
 Evans, Jerry '52-53

— F —

Farmer, Jordan '05-06
 Farmer, Larry '71-72-73
 Farnham, Sean '97-98-99-00
 Fey, Michael '03-04-05-06
 Fields, Kenny '81-82-83-84
 Flowers, Jason '01
 Foster, Greg '87
 Foster, Rod '80-81-82-83
 Franklin, Gary '72-73-74
 French, Billy '58-59
 Frieriks, Frank '45

— G —

Gadzuric, Dan '99-00-01-02
 Gaines, Corey '84-85-86
 Givens, omm'A '95-96
 Goodrich, Gail '63-64-65
 Goss, Fred '63-65-66
 Grant, Glen '45
 Gray, Stuart '82-83-84
 Green, John '60-61-62
 Greenwood, David '76-77-78-79

— H —

Haley, Jack '85-86-87
 Hall, Dave '55
 Halsten, Jim '56-57-58
 Hamilton, Roy '76-77-78-79
 Harbour, Matt '97-98
 Harrison, Jim '57
 Hatcher, Montel '84-85-86-87
 Hawking, Quinn '03-04-05
 Hazzard, Walt '62-63-64
 Heitz, Ken '67-68-69
 Henderson, J.R. '95-96-97-98
 Herring, Allen '55-56
 Hibler, Mike '52-53-54
 Hicks, Bill '60-61-62
 Hill, Andy '70-71-72
 Hines, Rico '98-99-00-02
 Hirsch, Jack '63-64
 Hoffart, John '02-03-04
 Hoffman, Vaughn '65-66
 Holland, Brad '76-77-78-79
 Hollins, Ryan '03-04-05-06
 Hollyfield, Larry '71-72-73
 Holton, Michael '80-81-82-83
 Hough, Dick '45-46
 Huggins, Mike '63-64
 Hutchins, Art '56-57

— I —

Immel, Dave '84-85-87-88
 Irmas, Dick '49

— J —

Jackson, Craig '85-86-87-88
 Jackson, Ralph '81-82-83-84
 Joeckel, Ralph '49-50
 Johnson, Don '51-52
 Johnson, Ernie '49-50
 Johnson, Josiah '02-03-04-05
 Johnson, Kris '95-96-97-98
 Johnson, Marques '74-75-76-77
 Johnson, Nolan '56-57
 Johnson, Rafer '58-59
 Johnston, Bill '53
 Jones, Jerald '85-86
 Jones, Warnell '59-60
 Judd, Randy '66

— K —

Kapono, Jason '00-01-02-03
 Keefe, James '07
 Kell, Lindy '55
 Kelly, Rennie '78-79
 Kenny, Chris '88-91
 Kim, Kelvin '06
 Kniff, Brian '59-60-61
 Knight, Billy '98-00-01-02
 Knight, Curtis '83-84
 Kraushaar, Carl '49-50

— L —

Lacey, Edgar '65-66
 Lamb, Sean '88

Lanier, Mike '92-93
 Lawson, Ron '61
 Lee, Greg '72-73-74
 Lee, Marvin '42-43
 Lee, Matt '07
 Leonard, Bill '76-77-78
 Levin, Richard '65
 Lewis, Ben '46
 Lewis, Mercedes '03
 Lippert, Chris '77-78-80
 Livingston, Ronnie '53-54
 Logan, Gene '51-52-53
 Loyd, Brandon '96-97-98-99
 Luchsinger, Grover '49-50-51
 Lynn, Dick '67
 Lynn, Mike '65-66-68

— M —

MacLean, Don '89-90-91-92
 Madkins, Gerald '88-90-91-92
 Maloncon, Gary '82-83-84-85
 Martin, Darrick '89-90-91-92
 Mason, Zan '90-91
 Mata-Real, Lorenzo '05-06-07
 Mbah a Moute, Luc Richard '06-07
 McCarter, Andre '74-75-76
 McCoy, Jelani '96-97
 McGautha, Vince '97-98
 McIntosh, Doug '64-65-66
 McKinney, Matt '05
 Matulich, John '50-51
 Meinert, Stu '88
 Meyers, Dave '73-74-75
 Michaels, Hal '44-45-46
 Miguel, Nigel '82-83-84-85
 Milhorn, Jim '61-62-63
 Miller, Denny '54-58
 Miller, Don '46
 Miller, Kent '59-60
 Miller, Reggie '84-85-86-87
 Minor, Dave '47-48
 Moiso, Jerome '99-00
 Mollins, Ryan '01
 Moore, John '52-53-54-55
 Morris, Darryl '85-86-87-88
 Morrison, Brian '04-05
 Murray, Tracy '90-91-92
 Myers, Bob '94-95-96-97

— N —

Nater, Swen '72-73
 Naulls, Tyren '79-80
 Naulls, Willie '54-55-56
 Nielsen, Jim '67-68
 Nelson, Sam '01
 Norman, Jerry '50-51-52
 Nwankwo, Ike '94-95

— O —

O'Bannon, Charles '94-95-96-97
 O'Bannon, Ed '92-93-94-95
 Olinde, Willbert '75-76-77
 Owens, Keith '88-89-90-91

— P —

Palmer, Rod '86-87
 Panovich, Mickey '47
 Parker, Dave '97
 Patterson, Andre '02-03
 Patterson, Steve '69-70-71
 Paulsell, Dave '91
 Pearson, Ron '48-49
 Perry, Dick '47
 Petruska, Richard '93
 Porter, Barry '51-52-53
 Pounds, Bobby '51-52
 Pruitt, Cliff '80-81
 Putnam, William '45

— R —

Ramasar, Todd '98-99-01
 Rankin, Bill '45-47-48
 Reed, Travis '98-99
 Richardson, Pooh '86-87-88-89
 Richie, Lou '91
 Ridgway, Dick '51-53-54
 Robinson, DeAndre '06
 Robinson, Nican '06
 Rochelin, Charles '86-87-88-89

Rogers, Ben '56-57-58
 Roll, Michael '06-07
 Rosvall, Jim '62
 Rowe, Curtis '69-70-71
 Rubin, Janou '01-03-04-05-06
 Rush, JaRon '99-00

— S —

Saffer, Don '66-67
 Sale, Doug '47
 Sanders, Mike '79-80-81-82
 Saner, Neville '67-68
 Sapp, Tom '61
 Saunders, Paul '49-50
 Sawyer, Alan '46-49-50
 Schofield, Terry '69-70-71
 Sears, Dean '81-82
 Seibert, Bill '69-70-71
 Seidel, Don '48-49-50
 Shackelford, Lynn '67-68-69
 Sheldrake, Eddie '49-50-51
 Shipp, Josh '05-07
 Sims, Gig '77-78-79-80
 Skjverheim, Sonny '59
 Slaughter, Fred '62-63-64
 Smith, Gavin '75-76
 Spillane, Jim '75-76-77
 Stanich, George '48-49-50
 Stanich, John '47-48
 Steinman, Henry '53-54
 Stewart, Chuck '45-46
 Stewart, Kim '62-63-64
 Stewart, Owen '45-46
 Stoner, Mel '46
 Sutherland, Gene '67-68
 Sweek, Bill '67-68-69
 Sylvester, Harold '96-97

— T —

Taft, Morris '54-55-56
 Tarver, Shon '91-92-93-94
 Thomas, Marvin '75-77-78-79
 Thompson, Dick '51
 Thompson, Dijon '02-03-04-05
 Townsend, Raymond '75-76-77-78
 Torrence, Walt '57-58-59
 Trgovich, Pete '73-74-75

— U —

Underhill, Roland '57-58-59

— V —

Vallely, John '69-70
 Vandeweghe, Kiki '77-78-79-80
 Vroman, Brett '75-76-77

— W —

Walcott, Ryan '02-03-04
 Walden, Tom '94
 Walker, Kevin '87-88-89-90
 Wallace, Ron '59
 Walton, Bill '72-73-74
 Warren, Mike '66-67-68
 Washington, Kenny '64-65-66
 Washington, Rich '74-75-76
 Watson, Earl '98-99-00-01
 Waxman, Dave '61-62-63
 Webb, Bob '73-74
 West, Dick '47-48
 Westbrook, Russell '07
 White, Ed '53-54-55
 Wicks, Sidney '69-70-71
 Wilkes, James '77-78-79-80
 Wilkes, Keith '72-73-74
 Williams, Gene '48-50-51
 Williams, Ike '04-05
 Williams, Kevin '88-89-90
 Wilson, Trevor '87-88-89-90
 Witt, Ralph '45-46
 Wright, Brad '82-83-84-85
 Wright, Ryan '06

— Y —

Young, Ray '99-00-01-03

— Z —

Zidek, George '92-93-94-95
 Zimmerman, Rodney '91-92-93-94

UCLA Awards

The Coach John Wooden Award

Presented annually to the most valuable player.

2007	Arron Afflalo
2006	Arron Afflalo and Jordan Farmar
2005	Dijon Thompson
2004	T.J. Cummings and Dijon Thompson
2003	Jason Kapono and Ray Young
2002	Matt Barnes, Dan Gadzuric, Jason Kapono and Billy Knight
2001	Dan Gadzuric, Jason Kapono and Earl Watson
2000	Jason Kapono, Jerome Moiso and Earl Watson
1999	Baron Davis
1998	J.R. Henderson, Kris Johnson and Toby Bailey
1997	Cameron Dollar, Bob Myers and Charles O'Bannon
1996	Toby Bailey, J.R. Henderson and Charles O'Bannon
1995	Ed O'Bannon and Tyus Edney
1994	Ed O'Bannon
1993	Tyus Edney
1992	Don MacLean, Gerald Madkins and Tracy Murray
1991	Don MacLean and Tracy Murray
1990	Trevor Wilson and Don MacLean
1989	Pooh Richardson
1988	Pooh Richardson
1987	Reggie Miller
1986	Reggie Miller
1985	Reggie Miller and Nigel Miguel
1984	Kenny Fields
1983	Kenny Fields
1982	Mike Sanders
1981	Mike Sanders
1980	Kiki Vandeweghe
1979	David Greenwood
1978	David Greenwood
1977	Marques Johnson
1976	Marques Johnson and Richard Washington
1975	Dave Meyers
1974	Bill Walton
1973	Bill Walton
1972	Bill Walton
1971	Sidney Wicks
1970	Sidney Wicks
1969	Lew Alcindor
1968	Lew Alcindor
1967	Lew Alcindor

Bob (Ace) Calkins Memorial Perpetual Trophy

Presented by Sigma Pi fraternity to the UCLA varsity basketball free throw champion.


2007	Darren Collison
2006	Arron Afflalo
2005	Jordan Farmar
2004	T.J. Cummings
2003	Jason Kapono
2002	Jason Kapono
2001	Jason Kapono
2000	Jason Kapono
1999	Earl Watson
1998	Kris Johnson
1997	Kris Johnson
1996	omm'A Givens
1995	Ed O'Bannon
1994	Tyus Edney
1993	Tyus Edney
1992	Don MacLean
1991	Don MacLean
1990	Don MacLean
1989	Charles Rochelin
1988	Dave Immel
1987	Reggie Miller
1986	Reggie Miller
1985	Reggie Miller
1984	Kenny Fields
1983	Michael Holton
1982	Rod Foster
1981	Rod Foster
1980	Rod Foster
1979	Darrell Allums
1978	Raymond Townsend
1977	Jim Spillane
1976	Gavin Smith
1975	Dave Meyers

1974	Keith Wilkes
1973	Greg Lee
1972	Greg Lee
1971	John Ecker
1970	Henry Bibby
1969	John Vallely
1968	Lynn Shackelford
1967	Lynn Shackelford
1966	Kenny Washington
1965	Doug McIntosh
1964	Walt Hazzard
1963	Jack Hirsch
1962	Gary Cunningham
1961	Gary Cunningham
1960	Gary Cunningham
1959	Walt Torrence
1958	Ben Rogers
1957	Ben Rogers
1956	Willie Naulls
1955	Eddie White
1954	Eddie White
1953	Dick Ridgway
1952	Ron Livingston
1951	Dick Ridgway
1950	Jerry Norman
1949	Paul Sanders

Bruin Bench Award

Presented for the most improvement in all-around play and mental attitude (from the previous year).

2007	Lorenzo Mata
2006	Darren Collison
2005	Michael Fey
2004	Ryan Hollins
2003	Dijon Thompson
2002	Ryan Walcott
2001	Billy Knight
2000	Ryan Bailey
1999	Sean Farnham
1998	Travis Reed
1997	Brandon Loyd
1996	Kris Johnson
1995	George Zidek
1994	George Zidek
1993	Shon Tarver and Richard Petruska



1992	Mitchell Butler
1991	Tracy Murray
1990	Darrick Martin
1989	Trevor Wilson
1988	Trevor Wilson and Kevin Walker
1987	Charles Rochelin
1986	Jack Haley
1985	Brad Wright
1984	Ralph Jackson
1983	Nigel Miguel and Ralph Jackson
1982	Kenny Fields
1981	Darren Daye and Cliff Pruitt
1980	James Wilkes
1979	Brad Holland
1978	James Wilkes
1977	David Greenwood
1976	Brett Vroman
1975	Pete Trgovich
1974	Dave Meyers
1973	Larry Hollyfield
1972	Larry Farmer
1971	Terry Schofield
1970	Sidney Wicks
1969	Bill Sweek
1968	Jim Nielsen
1967	Lynn Shackelford and Bill Sweek
1966	Mike Lynn
1965	Keith Erickson
1964	Gail Goodrich and Keith Erickson
1963	Jim Milhorn and Dave Waxman
1962	John Green
1961	John Berberich
1960	Cliff Brandon
1959	Denny Crum
1958	Roland Underhill
1957	Jim Halsten
1956	Conrad Burke
1955	Morris Taft
1954	Ronnie Bane

The NCAA Tournament Trophy

Presented for all-around excellence in NCAA Championships.

1980	Mike Sanders
1976	Marques Johnson
1975	Dave Meyers and Richard Washington
1974	Bill Walton and Keith Wilkes
1973	Bill Walton and Keith Wilkes
1972	Henry Bibby and Keith Wilkes
1971	Henry Bibby and Curtis Rowe
1970	Curtis Rowe

Gerald A. Finerman Award

Presented to the team leader in rebounds.

2007	Luc Richard Mbah a Moute
2006	Luc Richard Mbah a Moute
2005	Dijon Thompson

Sixth Man Award

Presented to the team's best player off the bench.

2002	T.J. Cummings
------	---------------

UCLA Alumni Association Award

Presented to the team leader in assists.

2007	Darren Collison
2006	Jordan Farmar
2005	Jordan Farmar

UCLA Faculty Athletic Representative Award

Formerly the UCLA Alumni Assn. Award; Presented for academic achievement and team contribution.

2007	Ryan Wright and Mustafa Abdul-Hamid
2006	Alfred Aboya
2005	Josiah Johnson
2004	Josiah Johnson
2003	Gene Barnes
2002	Josiah Johnson
2001	Jason Flowers
2000	Sean Farnham
1999	Ray Young

UCLA Awards

1998 Matt Harbour
1997 Bob Myers
1996 Bob Myers
1995 George Zidek
1994 George Zidek
1993 George Zidek
1992 George Zidek
1991 Mitchell Butler
1990 Kevin Walker
1989 Keith Owens
1988 Craig Jackson
1987 Craig Jackson
1986 Craig Jackson
1985 Craig Jackson
1984 Stuart Gray
1983 Randy Arrillaga
1982 Stuart Gray
1981 Randy Arrillaga
1980 Kiki Vandeweghe
1979 Kiki Vandeweghe
1978 Kiki Vandeweghe
1977 Wilbert Olinde
1976 Wilbert Olinde
1975 Dave Meyers
1974 Keith Wilkes
1973 not awarded
1972 Henry Bibby
1971 Terry Schofield
1970 John Vallely
1969 Bill Sweek

The J.D. Morgan Memorial Award

Presented annually by the Bruin Hoopsters to the outstanding "team" player.

2007 Josh Shipp and Luc Richard Mbah a Moute
2006 Ryan Hollins
2005 Josh Shipp
2004 Cedric Bozeman
2003 Ryan Walcott
2002 Dan Gadzuric
2001 Matt Barnes
2000 Rico Hines
1999 Jerome Moiso
1998 Vince McGautha
1997 J.R. Henderson and Toby Bailey
1996 Kevin Dempsey
1995 Charles O'Bannon
1994 Marquis Burns
1993 Mitchell Butler
1992 Darrick Martin and Rodney Zimmerman
1991 Darrick Martin
1990 Keith Owens
1989 Kevin Walker
1988 Kelvin Butler
1987 Montel Hatcher and Pooh Richardson
1986 Montel Hatcher
1985 Gary Maloncon and Montel Hatcher
1984 Gary Maloncon
1983 Rod Foster
1982 Michael Holton and Ralph Jackson
1981 Michael Holton
1980 James Wilkes and Tony Anderson
1979 Roy Hamilton
1978 Roy Hamilton
1977 Marques Johnson
1976 Marques Johnson
1975 Ralph Drollinger
1974 Ralph Drollinger
1973 Tommy Curtis
1972 Keith Wilkes
1971 Kenny Booker and Steve Patterson
1970 Steve Patterson
1969 Lynn Shackelford
1968 Mike Warren
1967 Mike Warren
1966 Edgar Lacey and Doug McIntosh
1965 Freddie Goss and Kenny Washington
1964 Jack Hirsch and Fred Slaughter
1963 Fred Slaughter
1962 Pete Blackman
1961 Bill Ellis

Irv Pohlmeyer Memorial Trophy

Presented to the outstanding defensive player. (Presented to the outstanding first-year player through 1986).

2007 Arron Afflalo
2006 Arron Afflalo
2005 Arron Afflalo
2004 Brian Morrison
2003 Ray Young
2002 Rico Hines
2001 Dan Gadzuric
2000 Ray Young
1999 Earl Watson
1998 Earl Watson
1997 Cameron Dollar
1996 Cameron Dollar
1995 Tyus Edney
1994 Shon Tarver
1993 Rodney Zimmerman
1992 Gerald Madkins
1991 Gerald Madkins
1990 Gerald Madkins
1989 Pooh Richardson
1988 Craig Jackson
1987 Dave Immel
1986 Pooh Richardson
1985 not awarded
1984 Montel Hatcher
1983 not awarded
1982 Nigel Miguel
1981 Dean Sears
1980 Michael Holton
1979 Tyren Naulls
1978 Darrell Allums
1977 Gig Sims
1976 David Greenwood
1975 Ray Townsend and Brett Vroman
1974 Marques Johnson
1973 Dave Meyers
1972 Bill Walton
1971 Larry Farmer
1970 Henry Bibby
1969 Curtis Rowe
1968* Lucius Allen
1967 Lew Alcindor
1966 Mike Warren
1965 Edgar Lacey
1964 Kenny Washington and Doug McIntosh
1963 Jack Hirsch
1962 Walt Hazzard and Fred Slaughter
1961 Ron Lawson
1960 John Green
1959 Kent Miller
1958 Denny Crum
1957 Walt Torrence

**Because of no first-year player on the 1967-68 team, the award was given for excellence in NCAA Tournament.*

Elvin C. Ducky Drake Memorial Award

Presented annually to the member of the UCLA basketball team selected for his competitive spirit, inspiration and unselfish contribution to the team. (Formerly the Caddy Works Award).

2007 Alfred Aboya
2006 Cedric Bozeman
2005 Matt McKinney
2004 Jon Crispin
2003 Andre Patterson
2002 Rico Hines
2001 Ryan Bailey and Jason Flowers
2000 Billy Knight
1999 Todd Ramasar
1998 Rico Hines
1997 Jelani McCoy
1996 Toby Bailey
1995 Cameron Dollar
1994 Ed O'Bannon
1993 Ed O'Bannon
1992 Shon Tarver and Ed O'Bannon
1991 Keith Owens and Rodney Zimmerman

1990 Zan Mason and Mitchell Butler
1989 Kevin Walker
1966 Freddie Goss
1965 Gail Goodrich
1964 Walt Hazzard
1963 Walt Hazzard
1962 Gary Cunningham
1961 John Berberich
1960 Pete Blackman
1959 Walt Torrence
1958 Jim Halsten
1957 Dick Banton
1956 Allen Herring
1955 Johnny Moore
1954 Don Bragg
1953 Johnny Moore
1952 Don Johnson
1951 Ed Sheldrake
1950 Carl Kraushaar
1949 George Stanich
1948 Dave Minor
1947 John Stanich
1945 Dick Hough

Seymour Armond Memorial Award

Awarded annually, starting in 1956, to the most valuable freshman player.

2007 Russell Westbrook
2006 Luc Richard Mbah a Moute
2005 Arron Afflalo, Jordan Farmar and Josh Shipp
2004 Trevor Ariza
2003 Ryan Hollins
2002 Cedric Bozeman, Andre Patterson and Dijon Thompson
2001 T.J. Cummings
2000 Jason Kapono
1999 Dan Gadzuric and JaRon Rush
1998 Baron Davis
1997 Sean Farnham
1996 Jelani McCoy
1995 Toby Bailey and J.R. Henderson
1994 Cameron Dollar and Charles O'Bannon
1993 Marquis Burns and Kevin Dempsey
1992 Tyus Edney
1991 Shon Tarver
1990 Tracy Murray
1989 Don MacLean
1988 Gerald Madkins
1987 Trevor Wilson
1986 Pooh Richardson
1985 Craig Jackson
1984 Reggie Miller
1983 Montel Hatcher
1982 Stuart Gray
1981 Ralph Jackson
1980 Rod Foster
1979 Mike Sanders
1978 Tony Anderson
1977 Gig Sims
1976 David Greenwood
1975 Ray Townsend and Bret Vroman
1974 Marques Johnson
1973 Ralph Drollinger
1972 Dave Meyers
1971 Bill Walton
1970 Larry Farmer
1969 Henry Bibby and Andy Hill
1968 Curtis Rowe
1967 Steve Patterson
1966 Lew Alcindor
1965 Mike Warren
1964 Edgar Lacey and Mike Lynn
1963 Kenny Washington and Doug McIntosh
1962 Gail Goodrich and Fred Goss
1961 Fred Slaughter
1960 Ron Lawson
1959 Gary Cunningham
1958 Kent Miller
1957 Brian Kniff
1956 Bob Archer

Starting Lineups

2006-07

F Josh Shipp, So.
F Luc Richard Mbah a Moute, So.
C Lorenzo Mata, Jr.
G Darren Collison, So.
G Arron Afflalo, Jr.

2005-06

F Cedric Bozeman, Sr.
F Luc Richard Mbah a Moute, Fr.
C Ryan Hollins, Sr.
G Jordan Farmar, So.
G Arron Afflalo, So.

2004-05

F Dijon Thompson, Sr.
F Josh Shipp, Fr.
C Michael Fey, Jr.
G Jordan Farmar, Fr.
G Arron Afflalo, Fr.

2003-04

F T.J. Cummings, Sr.
F Trevor Ariza, Fr.
C Ryan Hollins, So.
G Dijon Thompson, Jr.
G Cedric Bozeman, Jr.

2002-03

F Andre Patterson, So.
F Jason Kapono, Sr.
C Ryan Hollins, Fr.
G Dijon Thompson, So.
G Cedric Bozeman, So./Ray Young, Sr.

2001-02

F Matt Barnes, Sr.
F Jason Kapono, Jr.
C Dan Gadzuric, Sr.
G Billy Knight, Sr.
G Cedric Bozeman, Fr.

2000-01

F Matt Barnes, Jr.
F Jason Kapono, So.
C Dan Gadzuric, Jr.
G Billy Knight, Jr.
G Earl Watson, Sr.

1999-2000

F Sean Farnham, Sr.
F Jerome Moiso, So.
C Dan Gadzuric, So.
G Jason Kapono, Fr.
G Earl Watson, Jr.

1998-99

F JaRon Rush, Fr.
F Jerome Moiso, Fr.
C Dan Gadzuric, Fr.
G Baron Davis, So.
G Earl Watson, So.

1997-98

F Kris Johnson, Sr.
F Toby Bailey, Sr.
C J.R. Henderson, Sr.
G Baron Davis, Fr.
G Earl Watson, Fr.

1996-97

F Charles O'Bannon, Sr.
F J.R. Henderson, Jr.
C Jelani McCoy, So.
G Cameron Dollar, Sr.
G Toby Bailey, Jr.

1995-96

F Charles O'Bannon, Jr.
F J.R. Henderson, So.
C Jelani McCoy, Fr.
G Cameron Dollar, Jr.
G Toby Bailey, So.

1994-95

F Charles O'Bannon, So.
F Ed O'Bannon, Sr.
C George Zidek, Sr.
G Tyus Edney, Sr.
G Toby Bailey, Fr.

1993-94

F Charles O'Bannon, Jr.
F Ed O'Bannon, Jr.
C George Zidek, Jr.
G Shon Tarver, Sr.
G Tyus Edney, Jr.

1992-93

F Mitchell Butler, Sr.
F Ed O'Bannon, So.
C Richard Petruska, Sr.
G Shon Tarver, Jr.
G Tyus Edney, So.

1991-92

F Don MacLean, Sr.
F Tracy Murray, Jr.
C Mitchell Butler, Jr.
G Gerald Madkins, Sr.
G Shon Tarver, So.

1990-91

F Don MacLean, Jr.
F Tracy Murray, So.
F Mitchell Butler, So.
G Darrick Martin, Jr.
G Gerald Madkins, Jr.

1989-90

F Trevor Wilson, Sr.
F Don MacLean, So.
F Tracy Murray, Fr.
G Darrick Martin, So.
G Gerald Madkins, So.

1988-89

F Trevor Wilson, Jr.
F Don MacLean, Fr.
C Kevin Walker, Jr.
G Darrick Martin, Fr.
G Pooh Richardson, Sr.

1987-88

F Craig Jackson, Sr.
F Trevor Wilson, So.
C Kelvin Butler, Sr.
G Dave Immel, Sr.
G Pooh Richardson, Jr.

1986-87

F Reggie Miller, Sr.
F Charles Rochelin, So.
C Jack Haley, Jr.
G Dave Immel, Jr.
G Pooh Richardson, So.

1985-86

F Reggie Miller, Jr.
F Craig Jackson, So.
C Jack Haley, Jr.
G Montel Hatcher, Jr.
G Pooh Richardson, Fr.

1984-85

F Reggie Miller, So.
F Gary Maloncon, Jr.
C Brad Wright, Sr.
G Nigel Miguel, Sr.
G Montel Hatcher, So.

1983-84

F Kenny Fields, Sr.
F Gary Maloncon, Jr.
C Stuart Gray, Jr.
G Ralph Jackson, Sr.
G Montel Hatcher, Fr.

1982-83

F Kenny Fields, Jr.
F Darren Daye, Sr.
C Stuart Gray, So.
G Rod Foster, Sr.
G Ralph Jackson, Jr.

1981-82

F Kenny Fields, So.
F Mike Sanders, Sr.
C Stuart Gray, Fr.
G Ralph Jackson, So.
G Rod Foster, Jr.

1980-81

F Mike Sanders, Jr.
F Darren Daye, So.
C Kenny Fields, Fr.
G Michael Holton, So.
G Rod Foster, So.

1979-80

F Kiki Vandeweghe, Sr.
F James Wilkes, Sr.
C Mike Sanders, So.
G Michael Holton, Fr.
G Rod Foster, Fr.

1978-79

F Kiki Vandeweghe, Jr.
F David Greenwood, Sr.
C Gig Sims, Jr.
G Roy Hamilton, Sr.
G Brad Holland, Sr.

1977-78

F David Greenwood, Jr.
F James Wilkes, So.
C Gig Sims, So.
G Roy Hamilton, Jr.
G Raymond Townsend, Sr.

1976-77

F Marques Johnson, Sr.
F David Greenwood, So.
C Bret Vroman, Jr.
G Roy Hamilton, So.
G Jim Spillane, Sr.


1975-76

F Marques Johnson, Jr.
F Richard Washington, Jr.
C David Greenwood, Fr.
G Raymond Townsend, So.
G Andre McCarter, Sr.


Lorenzo Mata-Real



Luc Richard Mbah a Moute



Darren Collison



Josh Shipp



Starting Lineups

1974-75

F Marques Johnson, So.
F David Meyers, Sr.
C Richard Washington, So.
G Andre McCarter, Jr.
G Pete Trgovich, Sr.

1973-74

F Keith Wilkes, Sr.
F David Meyers, Jr.
C Bill Walton, Sr.
G Greg Lee, Sr.
G Tommy Curtis, Sr.

1972-73

F Larry Farmer, Sr.
F Keith Wilkes, Jr.
C Bill Walton, Jr.
G Larry Hollyfield, Sr.
G Greg Lee, Jr.

1971-72

F Larry Farmer, Jr.
F Keith Wilkes, So.
C Bill Walton, So.
G Greg Lee, So.
G Henry Bibby, Sr.

1970-71

F Sidney Wicks, Sr.
F Curtis Rowe, Sr.
C Steve Patterson, Sr.
G Henry Bibby, Jr.
G Kenny Booker, Sr.

1969-70

F Sidney Wicks, Jr.
F Curtis Rowe, Jr.
C Steve Patterson, Jr.
G John Vallely, Sr.
G Henry Bibby, So.

1968-69

F Lynn Shackelford, Sr.
F Curtis Rowe, So.
C Lew Alcindor, Sr.
G Kenny Heitz, Sr.
G John Vallely, Jr.

1967-68

F Lynn Shackelford, Jr.
F Mike Lynn, Sr.
C Lew Alcindor, Jr.
G Mike Warren, Sr.
G Lucius Allen, Jr.

1966-67

F Lynn Shackelford, So.
F Kenny Heitz, So.
C Lew Alcindor, So.
G Lucius Allen, So.
G Mike Warren, Jr.

1965-66

F Edgar Lacey, Jr.
F Mike Lynn, Jr.
C Doug McIntosh, Sr.
G Mike Warren, So.
G Kenny Washington, Sr.

1964-65

F Keith Erickson, Sr.
F Edgar Lacey, So.
C Doug McIntosh, Jr.
G Freddie Goss, Jr.
G Gail Goodrich, Sr.

1963-64

F Keith Erickson, Jr.
F Jack Hirsch, Sr.
C Fred Slaughter, Sr.
G Walt Hazzard, Sr.
G Gail Goodrich, Jr.

1962-63

F Keith Erickson, So.
F Jack Hirsch, Jr.
C Fred Slaughter, Jr.
G Walt Hazzard, Jr.
G Gail Goodrich, So.

1961-62

F Gary Cunningham, Sr.
F Pete Blackman, Sr.
C Fred Slaughter, So.
G John Green, Sr.
G Walt Hazzard, So.

1960-61

F Gary Cunningham, Jr.
F Rod Lawson, So.
C John Berberich, Sr.
G John Green, Jr.
G Bill Ellis, Sr.

1959-60

F Gary Cunningham, So.
F Kent Miller, Jr.
C John Berberich, Jr.
G John Green, So.
G Bill Ellis, Jr.

1958-59

F Roland Underhill, Sr.
F Rafer Johnson, Sr.
C Kent Miller, So.
G Denny Crum, Sr.
G Walt Torrence, Sr.

1957-58

F Roland Underhill, Jr.
F Conrad Burke, Sr.
C Ben Rogers, Sr.
G Jim Halsten, Sr.
G Walt Torrence, Jr.

1956-57

F Jim Halsten, Jr.
F Conrad Burke, Jr.
C Ben Rogers, Jr.
G Walt Torrence, So.
G Dick Banton, Sr.

1955-56

F Conrad Burke, So.
F Alan Herring, Sr.
C Willie Naulls, Sr.
G Morris Taft, Sr.
G Dick Banton, Jr./Carroll Adams, Sr.

1954-55

F John Moore, Sr.
F Ron Bane, Sr.
C Willie Naulls, Jr.
G Morris Taft, Jr.
G Don Bragg, Sr.

1953-54

F Ron Bane, Jr.
F John Moore, Jr.
C Willie Naulls, So.
G Don Bragg, Jr.
G Ron Livingston, Sr.

1952-53

F John Moore, So.
F Ron Bane, So.
C Mike Hibler, Jr.
G Don Bragg, So.
G Ron Livingston, Jr.

1951-52

F Don Bragg, Jr.
F Jerry Norman, Sr.
F John Moore, Jr.
G Don Johnson, Sr.
G Ron Livingston, So.

1950-51

F Dick Ridgway, So.
F Ed Sheldrake, Sr.
F Gene Williams, Sr.
G Don Johnson, Jr.
G Art Alper, Sr.

1949-50

F Alan Sawyer, Jr.
F Ralph Joeckel, Sr.
G Carl Kraushaar, Sr.
G George Stanich, Sr.
G Ed Sheldrake, Jr.

1948-49

F Alan Sawyer, So.
F Chuck Clustka, Jr.
C Carl Kraushaar, Jr.
G George Stanich, Jr.
G Ron Pearson, Sr.

FOUR-YEAR STARTERS


Cedric Bozeman	2002-04, 2006
Jason Kapon	2000-03
Dan Gadzuric	1999-02
Earl Watson	1998-01
Toby Bailey	1995-98
J.R. Henderson	1995-98
Charles O'Bannon	1994-97
Don MacLean	1989-92
Pooh Richardson	1986-89
Kenny Fields	1981-84
Rod Foster	1980-83
David Greenwood	1976-79
Don Bragg	1952-55
John Moore	1952-55

FRESHMAN STARTERS

Luc Richard Mbah a Moute	2006
Arron Afflalo	2005
Jordan Farmar	2005
Josh Shipp	2005
Trevor Ariza	2004
Ryan Hollins	2003
Cedric Bozeman	2002
Jason Kapon	2000
Dan Gadzuric	1999
Jerome Moiso	1999
JaRon Rush	1999
Baron Davis	1998
Earl Watson	1998
Jelani McCoy	1996
Toby Bailey	1995
J.R. Henderson	1995
Charles O'Bannon	1994
Tracy Murray	1990
Darrick Martin	1989
Don MacLean	1989
Pooh Richardson	1986
Montel Hatcher	1984
Stuart Gray	1982
Kenny Fields	1981
Michael Holton	1980
Rod Foster	1980
David Greenwood	1976
Don Bragg	1952
John Moore	1952



Cedric Bozeman



David Greenwood



Don Bragg

All-Time Numerical Roster

#0

Jerome Moiso (1998-99, 99-00)
Russell Westbrook (2006-07)

#1

Jason Flowers (2000-01)
Dijon Thompson (2001-02, 02-03, 03-04, 04-05)
Jordan Farmar (2005-06)

#2

Janou Rubin (2000-01, 02-03, 03-04, 04-05)
Darren Collison (2005-06, 06-07)

#3

Bill Rankin (1946-47)
Ralph Jackson (1980-81, 81-82, 82-83, 83-84)
Richard Petruska (1991-92, 92-93)
Billy Knight (1997-98, 98-99, 99-00, 00-01, 01-02)
Brian Morrison (2003-04, 04-05)
Josh Shipp (2005-06, 06-07)

#4

Owen Stewart (1945-46)
Dick Perry (1947)
Corey Gaines (1983-84)
Trevor Wilson (1986-87, 87-88, 88-89, 89-90)
Marquis Burns (1992-93, 93-94, 94-95)
Kevin Daley (1996-97, 97-98)
JaRon Rush (1998-99, 99-00)
Spencer Gloger (2000-01)
Mercedes Lewis (2002-03)
Trevor Ariza (2003-04)
Aaron Afflalo (2004-05, 05-06, 06-07)

#5

Ralph Witt (1945-46)
Cameron Dollar (1993-94, 94-95, 95-96, 96-97)
Baron Davis (1997-98, 98-99)
Andre Patterson (2001-02)
Jon Crispin (2002-03, 03-04)
DeAndre Robinson (2005-06, 06-07)

#6

Frank Freriks (1945)
Mel Stoner (1946)
John Stanich (1947-48)

#7

Bob Waterfield (1945)

#8

Marvin Lee (1942-43)
Dick Bernie (1945)

#10

Tom Grant (1945)
Dave Minor (1947-48)
Rod Foster (1979-80, 80-81, 81-82, 82-83)
Ryan Walcott (2001-02, 02-03, 03-04)
Janou Rubin (2005-06)
Mustafa Abdul-Hamid (2006-07)

#11

Ben Lewis (1946)
Don Barksdale (1946-47)
Mike Sanders (1979-80, 80-81, 81-82)
Curtis Knight (1982-83, 83-84)
Corey Gaines (1984-85, 85-86)
Kevin Williams (1987-88, 88-89, 89-90)
Tyus Edney (1991-92, 92-93, 93-94, 94-95)
Todd Ramasar (1997-98, 98-99, 99-00, 00-01)
Jordan Farmar (2004-05)
Ryan Wright (2005-06, 06-07)

#12

Dick West (1947-48)
Montel Hatcher (1982-83, 83-84, 84-85, 85-86, 86-87)
Gerald Madkins (1987-88, 88-89, 89-90, 90-91, 91-92)
David Boyle (1992-93, 93-94)
Toby Bailey (1994-95, 95-96, 96-97, 97-98)
Josh Shipp (2004-05)
Alfred Aboya (2005-06, 06-07)

#13

Dick Hough (1945-46)
Doug Sale (1947)
Charles O'Bannon (1993-94, 94-95, 95-96, 96-97)
Travis Reed (1997-98, 98-99)
Gene Barnes (2002-03, 03-04)
James Keefe (2006-07)

#14

Glen Grant (1945)
Brad Holland (1975-76, 76-77, 77-78, 78-79)
Michael Holton (1979-80, 80-81, 81-82, 82-83)
Stu Meinert (1986-87, 87-88, 88-89)
Rodney Zimmerman (1990-91, 91-92, 92-93, 93-94)
Lorenzo Mata (2004-05, 05-06, 06-07)

#15

Jack Haley (1984-85, 85-86, 86-87)
Darrick Martin (1988-89, 89-90, 90-91, 91-92)
Ryan Mollins (2000-01)
Ryan Hollins (2002-03, 03-04, 04-05, 05-06)

#17

Bob Arnold (1945-46)

#18

Chuck Stewart (1945)

#20

William Putnam (1945)
Jim Harrison (1956-57)
Sonny Skjervheim (1957-58, 58-59, 59-60)
Mike Huggins (1961-62, 62-63, 63-64)
John Lyons (1964-65, 65-66)
Tyren Naulls (1978-79, 79-80)
Darryl Morris (1985-86, 86-87, 87-88)
Jeff Bronner (1989-90)
Brandon Loyd (1995-96, 96-97, 97-98, 98-99)
Michael Roll (2005-06, 06-07)

#21

Rod Palmer (1985-86, 86-87)
Darrin Dafney (1988-89, 89-90)
Shon Tarver (1990-91, 91-92, 92-93, 93-94)
Ryan Bailey (1997-98, 98-99, 99-00, 00-01)
Cedric Bozeman (2001-02, 02-03, 03-04, 05-06)


#22

Morris Taft (1954-55, 55-56)
Walt Torrence (1956-57, 57-58, 58-59)
Bob Berry (1959-60, 60-61)
Larry Gower (1961-62, 62-63)
John Galbraith (1964-65)
Kenny Heitz (1966-67, 67-68, 68-69)
Tommy Curtis (1970-71, 71-72, 72-73, 73-74)
Raymond Townsend (1974-75, 75-76, 76-77, 77-78)
Jerald Jones (1984-85, 85-86)
Chris Kenny (1988-89)
Steve Elkind (1992-93)
Rico Hines (1997-98, 98-99, 99-00, 00-01, 01-02)
Ike Williams (2003-04, 04-05)
Kelvin Kim (2005-06)

#23

Hal Michaels (1944-45-46)
Lindy Kell (1954-55)
Gary Baker (1956-57)
Cliff Brandon (1957-58, 58-59, 59-60)
Kenny Washington (1964-65, 65-66)
Lee Walczuk (1967-68)
Kenny Booker (1968-69, 69-70, 70-71)
Bill Leonard (1977-78)
Mitchell Butler (1989-90, 90-91, 91-92, 92-93)
Matt Barnes (1998-99, 99-00, 00-01, 01-02)
Andre Patterson (2002-03)
Luc Richard Mbah a Moute (2005-06, 06-07)

Darren Collison



Michael Roll



All-Time Numerical Roster

#24

Courtney Borio (1952-53, 53-54)
 Art Hutchins (1954-55, 55-56, 56-57)
 Bill Hicks (1959-60, 61-62)
 Gail Goodrich (1962-63)
 Chuck Darrow (1963-64)
 Larry McCollister (1964-65)
 Gene Sutherland (1965-66, 66-67, 67-68)
 Rick Betchley (1969-70, 70-71)
 Dave Cumberland (1971-72)
 Roy Hamilton (1975-76, 76-77, 77-78, 78-79)
 Randy Arrillaga (1980-81, 81-82, 82-83)
 Jerome Richardson (1985-86, 86-87, 87-88, 88-89)
 Bob Myers (1994-95, 95-96, 96-97)
 Jason Kapono (1999-00, 00-01, 01-02, 02-03)
 Joey Ellis (2006-07)

#25 (Retired)

Ron Livingston (1952-53, 53-54)
 Dave Hall (1954-55)
 Rafer Johnson (1956-57, 57-58, 58-59)
 Stan Anderson (1959-60)
 Ron Lawson (1960-61)
 Rich Gugat (1961-62)
 Chuck Darrow (1962-63)
 Gail Goodrich (1963-64, 64-65)
 Don Saffer (1965-66, 66-67, 67-68, 68-69)
 Andy Hill (1969-70, 70-71, 71-72)
 Pete Trgovich (1972-73, 73-74, 74-75)
 Nigel Miguel (1981-82, 82-83, 83-84, 84-85)
 Keith Owens (1987-88, 88-89, 89-90, 90-91)
 George Zidek (1991-92, 92-93, 93-94, 94-95)
 Earl Watson (1997-98, 98-99, 99-00, 00-01)
 Matt McKinney (2003-04, 04-05)

#30

Denny Crum (1957-58, 58-59)
 Duane Barnes (1959-60)
 Jim Rosvall (1961-62)
 Steve Lock (1962-63)
 Kent Graham (1963-64)
 Neville Saner (1965-66, 66-67, 67-68)
 Curtis Rowe (1968-69, 69-70, 70-71)
 Vince Carson (1971-72, 72-73)
 Chris Lippert (1975-76, 76-77, 77-78, 78-79)
 Darren Daye (1979-80, 80-81, 81-82, 82-83)
 Dave Immel (1983-84, 84-85, 85-86, 86-87, 87-88)
 Tracy Murray (1989-90, 90-91, 91-92)
 Kevin Dempsey (1992-93, 93-94, 94-95, 95-96)
 Sean Farnham (1996-97, 97-98, 98-99, 99-00)

#31 (Retired)

Swen Nater (1971-72, 72-73)
 Rich Washington (1973-74, 74-75, 75-76)
 Gig Sims (1976-77, 77-78, 78-79, 79-80)
 Reggie Miller (1983-84, 84-85, 85-86, 86-87)
 Ed O'Bannon (1990-91, 91-92, 92-93, 93-94, 94-95)

#32 (Retired)

Gene Williams (1948-50-51)
 Carl Kraushaar (1949-50)
 Gene Williams (1950-51)
 John Moore (1951-52, 52-53, 53-54, 54-55)
 Ben Rogers (1955-56, 56-57, 57-58)
 Kent Miller (1958-59, 59-60)
 Dave Waxman (1960-61, 61-62, 62-63)
 Doug McIntosh (1963-64, 64-65, 65-66)
 Steve Patterson (1967-68, 68-69, 69-70, 70-71)
 Bill Walton (1971-72, 72-73, 73-74)
 Brett Vroman (1974-75, 75-76, 76-77)
 Darrell Allums (1977-78, 78-79, 79-80)
 Brad Wright (1981-82, 82-83, 83-84, 84-85)
 Greg Foster (1986-87, 87-88)

#33 (Retired)

Willie Naulls (1953-54, 54-55, 55-56)
 Nolan Johnson (1956-57)
 Warnell Jones (1958-59, 59-60)
 Lew Alcindor (1966-67, 67-68, 68-69)

#34

Dick Irmas (1949)
 Bob Ballard (1954-55)
 Nolan Johnson (1955-56)
 Dick Skaer (1956-57)
 Bill Wagoner (1957-58)
 Bill Hicks (1958-59)
 Kim Stewart (1961-62)
 Vaughn Hoffman (1962-63, 63-64, 64-65, 65-66)
 Jim Nielson (1966-67, 67-68, 68-69)
 Jon Chapman (1969-70, 70-71, 71-72)
 Dave Meyers (1972-73, 73-74, 74-75)
 David Greenwood (1975-76, 76-77, 77-78, 78-79)
 Cliff Pruitt (1979-80, 80-81, 81-82)
 Sean Lamb (1987-88, 88-89)
 Jonah Naulls (1991-92, 92-93)
 Jelani McCoy (1995-96, 96-97, 97-98)
 Ray Young (1998-99, 99-00, 00-01, 01-02, 02-03)

#35 (Retired)

Ray Alba (1948-49-50)
 Ed Feenstra (1950-51)
 Mike Hibler (1951-52, 52-53, 53-54)
 Conrad Burke (1955-56, 56-57, 57-58)
 Ron Wallace (1958-59)
 John Berberich (1959-60, 60-61)
 Fred Slaughter (1961-62, 62-63, 63-64)
 Mike Lynn (1964-65, 65-66, 66-67, 67-68)
 Sidney Wicks (1968-69, 69-70, 70-71)
 Ralph Drollinger (1972-73, 73-74, 74-75, 75-76)
 James Wilkes (1976-77, 77-78, 78-79, 79-80)
 Mark Eaton (1980-81, 81-82)
 Ike Nwankwo (1992-93, 93-94, 94-95)

#38

Ralph Joeckel (1949-50)

#39

Grover Luchsinger (1950-51)

#40

Bob Bell (1957-58)
 Bob Miller (1961-62)
 Rich Levin (1962-63)

Freddie Goss (1964-65, 65-66)
 Terry Schofield (1967-68)
 John Vallely (1968-69, 69-70)
 Marvin Vitatoe (1970-71, 71-72)
 Casey Corlis (1972-73, 73-74, 74-75)

#41

Nikola Dragovic (2006-07)

#42 (Retired)


Ron Bane (1952-53, 53-54, 54-55)
 Dick Banton (1955-56, 56-57)
 Bob Fisher (1957-58, 58-59)
 Bill Ellis (1959-60, 60-61)
 Walt Hazzard (1961-62, 62-63, 63-64)
 Mike Serafin (1965-66)
 Lucius Allen (1966-67, 67-68)
 Terry Schofield (1968-69, 69-70)
 Bob Webb (1970-71, 71-72, 72-73, 73-74)
 Darrell Allums (1976-77)
 Kelvin Butler (1984-85, 85-86, 86-87, 87-88)
 Don MacLean (1988-89, 89-90, 90-91, 91-92)

#43

Eddie White (1952-53, 53-54, 54-55)
 Jack Arnold (1955-56)
 Fred Crabtree (1956-57)
 Bill French (1957-58, 58-59)
 Kent Graham (1962-63)
 Steve Brucker (1963-64)
 Brice Chambers (1964-65, 65-66)
 Jon Chapman (1968-69)
 Terry Schofield (1970-71)
 Greg Lee (1971-72, 72-73, 73-74)
 Rennie Kelly (1977-78, 78-79)
 Chris Lippert (1979-80)
 Tony Wang (1984-85)
 Stephen Brumbach (1988-89)
 Rodney Odom (1989-90)
 T.J. Cummings (2000-01, 01-02, 02-03, 03-04)

#44

Mark Costello (1951-52, 52-53, 53-54, 54-55)
 Jim Halsten (1955-56, 56-57, 57-58)



All-Time Numerical Roster

Bill Kilmer (1958-59)
 Jim Milhorn (1960-61, 61-62, 62-63)
 Kenny Washington (1963-64)
 Mike Warren (1965-66, 66-67, 67-68)
 Lee Walczuk (1968-69)
 Jim Spillance (1973-74, 74-75, 75-76, 76-77)
 Dean Sears (1980-81, 81-82)
 Jeff Dunlap (1984-85, 85-86)
 Zan Mason (1989-90, 90-91)

#45

Denny Miller (1954-55, 55-56, 56-57, 57-58)
 John Green (1959-60, 60-61, 61-62)
 Fred Goss (1962-63)
 Mike Serafin (1964-65)
 Bill Sweet (1965-66, 66-67, 67-68, 68-69)
 Henry Bibby (1969-70, 70-71, 71-72)
 Andre McCarter (1972-73, 73-74, 74-75, 75-76)
 Tony Anderson (1977-78, 78-79, 79-80, 80-81, 81-82)
 Charles Rochelin (1985-86, 86-87, 87-88, 88-89)
 Michael Fey (2002-03, 03-04, 04-05, 05-06)

#50

Ted Bell (1950-51)
 Jack Hirsch (1961-62, 62-63, 63-64)
 Bill Ureda (1964-65)
 Kent Taylor (1966-67)
 Fred Gray (1967-68)
 Gary Franklin (1971-72, 72-73, 73-74)
 Marvin Thomas (1974-75, 75-76, 76-77, 77-78, 78-79)
 Kevin Walker (1986-87, 87-88, 88-89, 89-90)
 omm' A Givens (1994-95, 95-96)
 Dan Gadzuric (1998-99, 99-00, 00-01, 01-02)

#51

Dick Killgore (1952-53)

#52

Jerry Norman (1950-51, 51-52)
 Mark Costello (1952-53)
 Don Bragg (1952-53, 53-54, 54-55)
 Allen Harring (1955-56)

Bob Archer (1956-57, 57-58, 58-59)
 Pete Blackman (1959-60, 60-61, 61-62)
 Rich Levin (1963-64, 64-65)
 Randy Judd (1965-66)
 Dick Lynn (1966-67)
 John Ecker (1967-68, 68-69, 69-70, 70-71)
 Keith Wilkes (1971-72, 72-73, 73-74)
 Mike Sanders (1978-79)
 Craig Jackson (1984-85, 85-86, 86-87, 87-88)
 J.R. Henderson (1994-95, 95-96, 96-97, 97-98)
 John Hoffart (2001-02, 02-03, 03-04)

#53

Wayne Boulding (1948-49)
 Tom Williams (1952-53)
 Al Herring (1954-55)
 Nate Brewer (1956-57)
 Roger Nichols (1959-60)
 Keith Erickson (1963-64, 64-65)
 Lynn Shackelford (1966-67, 67-68, 68-69)
 Larry Hollyfield (1970-71, 71-72, 72-73)
 Wilbert Olinde (1973-74, 74-75, 75-76, 76-77)
 Gary Maloncon (1981-82, 82-83, 83-84, 84-85)

#54 (Retired)

Alan Sawyer (1946-49-50)
 Dick Ridgway (1950-51, 51-52, 52-53, 53-54)
 Bill Eblen (1956-55, 56-57)
 Brian Kniff (1957-58, 58-59, 59-60, 60-61)
 Jim McFerson (1961-62)
 Kim Steward (1963-64)
 Edgar Lacey (1964-65, 65-66, 67-68)
 Larry Farmer (1970-71, 71-72, 72-73)
 Marques Johnson (1973-74, 74-75, 75-76, 76-77)
 Kenny Fields (1980-81, 81-82, 82-83, 83-84)
 Kris Johnson (1994-95, 95-96, 96-97, 97-98)
 Josiah Johnson (2001-02, 02-03, 03-04, 04-05)

#55

Eldon Bennett (1948-49)
 Barry Parlovich (1950-51)
 Hank Steinman (1952-53)
 Henry Steinman (1953-54)

Carroll Adams (1955-56)
 Roland Underhill (1956-57, 57-58, 58-59)
 Gary Cunningham (1959-60, 60-61, 61-62)
 Keith Erickson (1962-63)
 Bill Winkelholz (1964-65)
 Joe Chrisman (1965-66, 66-67)
 Bill Seibert (1967-68)
 Rick Betchley (1968-69)
 Gavin Smith (1973-74, 74-75, 75-76)
 Kiki Vandeweghe (1976-77, 77-78, 78-79, 79-80)
 Stuart Gray (1981-82, 82-83, 83-84)
 Mike Lanier (1990-91, 91-92, 92-93)
 Jon Crispin (2001-02)
 Quinn Hawking (2002-03, 03-04, 04-05)
 Nican Robinson (2005-06)
 Matt Lee (2006-07)

#56

Guy Buccola (1947-48-49)
 Don Bragg (1951-52, 52-53)

#57

Chuck Clustka (1946-47-48-49)
 John Matulich (1950-51)
 Ron Bane (1951-52, 52-53)

#58

Paul Saunders (1949-50)

#59

Jerry Evans (1950-51, 51-52, 52-53)

#70

Gene Logan (1950-51)

#71

Barry Porter (1951-52, 52-53)

#72

Arthur Alper (1950-51)
 Jack Davidson (1951-52, 52-53)

#73

George Stanich (1948-49-50)
 Don Johnson (1950-51)
 Bill Johnston (1951-52, 52-53)

#74

Don Seidel (1948-49-50)
 Ernie Bond (1950-51)
 Gene Logan (1952-53)

#75

Eddie Sheldrake (1950-51)
 Ron Livingston (1951-52, 52-53)

#76

Ernie Johnson (1949-50)
 Rolf Engen (1950-51)
 Ed White (1952-53)

#77

Fred Holzer (1950-51)
 Courtney Borio (1952-53)

#78

Mark Costello (1951-52)
 Bob Ballard (1952-53)

Unknown Numbers

Grant Clothier (1945)
 Don Miller (1946)
 Chuck Stewart (1945-46)



All-Time Assistant Coaches

— A —

Frank Arnold (1971-75)
Don Ashen (1955-57, 58-59)

— B —

Ken Barone (1989-91)

— C —

Ernie Carr (1987-88)
Denny Crum (1959-60, 68-71)
Gary Cunningham (1966-75)

— D —

Donny Daniels (2003-08)
Scott Duncan (2007-08)

— E —

John Ecker (1974-75)
Chuck Evans (1980-81)

— F —

Larry Farmer (1975-81)
Tony Fuller (1988-92)

— G —

Scott Garson (2006-08)
Keith Glass (1979-81)
Mark Gottfried (1988-95)

— H —

Jim Halsten (1958-59)
Jim Harrick (1977-79)
Jack Hirsch (1984-88)
Brad Holland (1988-92)
Michael Holton (1996-2001)
Lee Hunt (1975-77)

— I —

Craig Impelman (1977-79, 81-84)

— J —

Kris Jason (1984-87)

— K —

Kerry Keating (2003-07)
Carl Kraushaar (1951)

— L —

Steve Lavin (1991-96)
Paul Landreaux (1988-89)
Chris Lippert (1981-83)

— M —

Gerald Madkins (2001-03)
Andre McCarter (1984-88)

— N —

Jerry Norman (1958-68)

— O —

Kevin O' Connor (1979-84)

— P —

Barry Porter (1956-57)
Eddie Powell (1949-52)
Bill Putnam (1947-48, 54-62)

— R —

Dean Richardson (1955-57)
Lorenzo Romar (1992-96)
Frank Ryan (1986-87)

— S —

Jim Saia (1996-2003)
Doug Sale (1949-52)
Patrick Sandle (2001-03)
Alan Sawyer (1952)
Steve Spencer (1997-2001)

— W —

Eddie White (1955-56)
Greg White (1995-96)
Sidney Wicks (1984-88)

— Z —

Ernie Zeigler (2003-06)

Alabama Head Coach Mark Gottfried



Santa Clara Head Coach Kerry Keating



Central Mich. Head Coach Ernie Zeigler



Season-by-Season Records

Fred W. Cozens



Caddy Works



Wilbur Johns



John Wooden



Gene Bartow



Gary Cunningham



SEASON	CAPTAIN(S)	OVERALL			CONFERENCE		
		W	L	PCT	W	L	PCT

Fred W. Cozens

1919-20	Si Gibbs	12	2	.957	8	2	—
1920-21	Raymond McBurney	8	2	.800	10	0	—

Caddy Works

1921-22	Si Gibbs	9	1	.900	9	1	—
1922-23	Buck Beeson	12	4	.750	9	1	—
1923-24	Bill Goertz	8	2	.800	8	2	—
1924-25	Wilbur Johns	11	6	.647	9	1	—
1925-26	Horace Bresee	14	2	.875	10	0	—
1926-27	Jim Armstrong	12	4	.750	—	—	—
1927-28	Jack Ketchum	10	5	.667	5	4	.505
1928-29	Sam Balter	7	9	.438	1	8	.111
1929-30	Larry Wildes	14	8	.636	3	6	.333
1930-31	Carl Knowles	9	6	.600	4	5	.444
1931-32	Dick Linthicum	9	10	.474	4	7	.363
1932-33	Ted Lemcke	10	11	.476	1	10	.091
1933-34	Don Piper	10	13	.435	2	10	.166
1934-35	Cordner Gibson	11	12	.478	4	8	.333
1935-36	Don Ashen	10	13	.435	2	10	.166
1936-37	Orv Appleby	6	14	.300	2	10	.166
1937-38	Jack Cooper	4	20	.167	0	12	.000
1938-39	Bob Calkins	7	20	.259	0	12	.000


Wilbur Johns

1939-40	Alex Rafalovich	8	17	.320	3	9	.250
1940-41	Bob Null and Lloyd Anderson	6	20	.231	2	10	.166
1941-42	Bob Alshuler and Ernie Handelsman	5	18	.217	2	10	.166
1942-43	John Fryer	14	7	.667	4	4	.500
1943-44	Dick West	10	10	.500	3	3	.500
1944-45	Bill Putnam and Bill Rankin	12	12	.500	3	1	.750
1945-46	Dick Hough and Hal Michaels	8	16	.333	5	7	.417
1946-47	Dick Perry	18	7	.720	9	3	.750
1947-48	John Stanich	12	13	.480	3	9	.250

John R. Wooden

1948-49	Ron Pearson	22	7	.759	10	2	.833
1949-50	Alan Sawyer	24	7	.774	10	2	.833
1950-51	Eddie Sheldrake	19	10	.655	9	4	.692
1951-52	Don Johnson and Jerry Norman	19	12	.613	8	4	.667
1952-53	Barry Porter	16	8	.667	6	6	.500
1953-54	Ron Livingston	18	7	.720	7	5	.583
1954-55	Don Bragg and John Moore	21	5	.808	11	1	.917
1955-56	Willie Naulls	22	6	.786	16	0	1.000
1956-57	Dick Banton	22	4	.846	13	3	.813
1957-58	Ben Rogers	16	10	.615	10	6	.625
1958-59	Walt Torrence	16	9	.640	10	6	.625
1959-60	Cliff Brandon	14	12	.538	7	5	.583
1960-61	Bill Ellis and John Berberich	18	8	.692	7	5	.583
1961-62	John Green and Gary Cunningham	18	11	.621	10	2	.833
1962-63	Jim Milhorn	20	9	.690	8	5	.615
1963-64	Walt Hazzard and Jack Hirsch	30	0	1.000	15	0	1.000
1964-65	Keith Erickson and Gail Goodrich	28	2	.933	14	0	1.000
1965-66	Doug McIntosh	18	8	.692	10	4	.714
1966-67	Mike Warren	30	0	1.000	14	0	1.000
1967-68	Mike Warren	29	1	.967	14	0	1.000

Don Barksdale (left) and Wilbur Johns



Steve Lavin



Season-by-Season Records

Larry Brown



Larry Farmer



Walt Hazzard



Jim Harrick



Steve Lavin



Ben Howland



1968-69	Lew Alcindor and Lynn Shackelford	29	1	.967	13	1	.929
1969-70	John Vallely	28	2	.933	12	2	.857
1970-71	Curtis Rowe and Sidney Wicks	29	1	.967	14	0	1.000
1971-72	Henry Bibby	30	0	1.000	14	0	1.000
1972-73	Larry Farmer	30	0	1.000	14	0	1.000
1973-74	Bill Walton, Keith Wilkes	26	4	.867	12	2	.857
1974-75	David Meyers	28	3	.903	12	2	.857

Gene Bartow

1975-76	Marques Johnson and Richard Washington	28	4	.875	13	1	.929
1976-77	Marques Johnson	24	5	.831	11	3	.786

Gary Cunningham

1977-78	Raymond Townsend	25	3	.893	14	0	1.000
1978-79	David Greenwood	25	5	.833	15	3	.833

Larry Brown

1979-80	Kiki Vandeweghe and James Wilkes	22	10	.688	12	6	.667
1980-81	Mike Sanders and Tony Anderson	20	7	.741	13	5	.722

Larry Farmer

1981-82	Mike Sanders and Tony Anderson	21	6	.778	14	4	.778
1982-83	Michael Holton	23	6	.793	15	3	.833
1983-84	Ralph Jackson	17	11	.607	10	8	.556

Walt Hazzard

1984-85	Gary Maloncon	21	12	.636	12	6	.667
1985-86	Reggie Miller and Montel Hatcher	15	14	.517	9	9	.500
1986-87	Reggie Miller	25	7	.781	14	4	.778
1987-88	Craig Jackson and Dave Immel	16	14	.533	12	6	.667

Jim Harrick

1988-89	Pooh Richardson	21	10	.677	13	5	.722
1989-90	Trevor Wilson	22	11	.667	11	7	.611
1990-91	Game Captains	23	9	.719	11	7	.611
1991-92	Gerald Madkins	28	5	.848	16	2	.889
1992-93	Mitchell Butler	22	11	.667	11	7	.611
1993-94	Shon Tarver and Rodney Zimmerman	21	7	.750	13	5	.722
1994-95	Ed O'Bannon, Tyus Edney and George Zidek	32	1	.979	17	1	.944
1995-96	Charles O'Bannon and Cameron Dollar	23	8	.742	16	2	.889

Steve Lavin

1996-97	Charles O'Bannon and Cameron Dollar	24	8	.750	15	3	.833
1997-98	Toby Bailey and J.R. Henderson	24	9	.727	12	6	.667
1998-99	Baron Davis	22	9	.710	12	6	.667
1999-00	Sean Farnham, Rico Hines and Earl Watson	21	12	.636	10	8	.556
2000-01	Earl Watson and Ryan Bailey	23	9	.719	14	4	.714
2001-02	Rico Hines	21	12	.636	11	7	.611
2002-03	Jason Kapono and Ray Young	10	19	.345	6	12	.333

Ben Howland

2003-04	Cedric Bozeman and Dijon Thompson	11	17	.393	7	11	.389
2004-05	Dijon Thompson	18	11	.621	11	7	.611
2005-06	Cedric Bozeman, Arron Afflalo and Jordan Farmar	32	7	.821	14	4	.778
2006-07	Arron Afflalo, Josh Shipp and Darren Collison	30	6	.833	15	3	.833

Ben Howland



UCLA'S ALL-TIME HEAD COACHING RECORDS

COACH	YRS	WON	LOST	PCT
Fred W. Cozens	2	20	4	.833
Pierce "Caddy" Works	18	173	159	.521
Wilbur Johns	9	93	120	.437
John Wooden	27	620	147	.808
Gene Bartow	2	52	9	.852
Gary Cunningham	2	50	8	.862
Larry Brown	2	42	17	.712
Larry Farmer	3	61	23	.726
Walt Hazzard	4	77	47	.621
Jim Harrick	8	192	62	.756
Steve Lavin	7	145	78	.650
Ben Howland	4	91	41	.689
Totals	88	1616	715	.693

Year-by-Year Results

2006-07

Overall: 30-6 **Pacific-10:** 15-3 (1st)

Championships Won: Pac-10, Maui Invitational

Coach: Ben Howland

Date	Opponent	AP Rk	Site	Score	W/L
11/15	BYU	6/-	H	82-69	W
11/20	Chaminade ²	5/-	N	88-63	W
11/21	Kentucky ²	5/20	N	73-68	W
11/22	Georgia Tech ²	5/19	N	88-73	W
11/28	Long Beach State	1/-	H	88-58	W
12/3	UC Riverside	1/-	H	61-38	W
12/5	Cal State Fullerton	1/-	H	78-54	W
12/9	Texas A&M ³	1/6	N	65-62	W
12/16	Oakland	1/-	H	74-53	W
12/19	Sam Houston State	1/-	H	75-61	W
12/23	Michigan	1/-	H	92-55	W
12/28	Washington State ¹	1/-	H	55-52	W
12/31	Washington ¹	1/13	H	96-74	W
1/4	Oregon State ¹	1/-	A	71-56	W
1/6	Oregon ¹	1/16	A	66-68	L
1/13	USC ¹	4/-	A	65-64	W
1/18	Arizona State ¹	3/-	H	60-50	W
1/20	Arizona ¹	3/11	H	73-69	W
1/25	California ¹	3/-	A	62-46	W
1/28	Stanford ¹	3/-	A	68-75	L
2/1	Oregon ¹	5/9	H	69-57	W
2/3	Oregon State ¹	5/-	H	82-35	W
2/7	USC ¹	2/19	H	70-65	W
2/10	West Virginia	2/-	A	65-70	L
2/15	Arizona State ¹	5/-	A	67-61	W
2/17	Arizona ¹	5/19	A	81-66	W
2/22	California ¹	4/-	H	85-75	W
2/24	Stanford ¹	4/-	H	75-61	W
3/1	Washington State ¹	2/13	A	53-45	W
3/3	Washington ¹	2/-	A	51-61	L
3/8	California ⁴	4/-	N	69-76	ot L
3/15	Weber State ⁵	7/-	N	70-42	W
3/17	Indiana ⁵	7/-	N	54-49	W
3/22	Pittsburgh ⁶	7/10	N	64-55	W
3/24	Kansas ⁶	7/2	N	68-55	W
3/31	Florida ⁷	7/3	N	66-76	L

(Final Polls: USA Today/Coaches - 3; AP - 7)

1 - Pacific-10 Conference Games

2 - EA Sports Maui Invitational (Maui, HI)

3 - Wooden Classic (Anaheim, CA)

4 - Pac-10 Conference Tournament (Staples Center)

5 - NCAA First and Second Rounds (Sacramento, CA)

6 - NCAA West Regional (San Jose, CA)

7 - NCAA Final Four (Atlanta, GA)

2005-06

Overall: 32-7 **Pacific-10:** 14-4 (1st)

Championships Won: Pac-10, Pac-10 Tournament

Coach: Ben Howland

Date	Opponent	AP Rk	Site	Score	W/L
11/15	New Mexico State ²	18/-	H	83-70	W
11/17	Temple ²	18/-	H	54-47	W
11/19	Delaware State	18/-	H	56-37	W
11/23	Memphis ³	16/11	N	80-88	L
11/25	Drexel ³	16/-	N	57-56	W
11/29	Albany	16/-	H	73-65	W
12/4	Coppin State	16/-	H	69-57	W
12/10	Nevada ⁴	16/17	N	67-56	W
12/17	Michigan	14/-	A	68-61	W
12/21	Wagner	12/-	H	74-72	W
12/23	Sacramento State	12/-	H	86-56	W
12/29	Stanford ¹	11/-	H	71-54	W
12/31	California ¹	11/-	H	61-68	L
1/5	Arizona ¹	17/21	A	85-79	W
1/7	Arizona State ¹	17/-	A	61-60	W
1/12	Washington State ¹	11/-	H	63-61	W
1/14	Washington ¹	11/13	H	65-69	L
1/18	USC ¹	18/-	H	66-45	W
1/21	West Virginia	18/12	H	56-60	L
1/26	Oregon ¹	17/-	A	56-49	W
1/28	Oregon State ¹	17/-	A	63-54	W
2/2	Arizona State ¹	14/-	H	69-60	W
2/4	Arizona ¹	14/-	H	84-73	W
2/9	Washington State ¹	13/-	A	50-30	W
2/11	Washington ¹	13/21	A	67-70	L
2/19	USC ¹	15/-	A	68-71	L
2/23	Oregon State ¹	19/-	H	78-60	W
2/26	Oregon ¹	19/-	H	70-53	W
3/2	California ¹	15/-	A	67-58	ot W
3/4	Stanford ¹	15/-	A	75-54	W
3/9	Oregon State ⁵	13/-	N	79-47	W
3/10	Arizona ⁵	13/-	N	71-59	W
3/11	California ⁵	13/-	N	71-52	W
3/16	Belmont ⁶	7/-	N	78-44	W
3/18	Alabama ⁶	7/-	N	62-59	W
3/23	Gonzaga ⁷	7/5	N	73-71	W
3/25	Memphis ⁷	7/4	N	50-45	W

4/1	LSU ⁸	7/19	N	59-45	W
4/3	Florida ⁸	7/10	N	57-73	L

(Final Polls: USA Today/Coaches - 2; AP - 7)

1 - Pacific-10 Conference Games

2 - NIT Season Tip-Off First and Second Rounds (Pauley Pavilion)

3 - NIT Season Tip-Off Championship Round (New York, NY)

4 - Wooden Classic (Anaheim, CA)

5 - Pac-10 Conference Tournament (Los Angeles, CA)

6 - NCAA First and Second Rounds (San Diego, CA)

7 - NCAA West Regional (Oakland, CA)

8 - NCAA Final Four (Indianapolis, IN)

2004-05

Overall: 18-11 **Pacific-10:** 11-7 (T-3rd)

Coach: Ben Howland

Date	Opponent	AP Rk	Site	Score	W/L
11/20	Chicago State		H	64-53	W
11/23	Western Illinois		H	75-60	W
11/27	UC Irvine		H	76-65	W
11/30	Long Beach State		H	75-62	W
12/5	Boston College ²		N	64-74	L
12/11	Pepperdine		H	85-83	W
12/18	Michigan		H	81-79	W
12/21	Michigan State	-/23	A	64-76	L
12/31	Oregon State ¹		A	80-85	L
1/2	Oregon ¹		A	70-62	W
1/6	Washington State ¹		H	80-77	2ot W
1/8	Washington ¹	-/12	H	95-86	W
1/13	Arizona State ¹		A	86-82	W
1/15	Arizona ¹	-/17	A	73-76	L
1/20	Stanford ¹		H	64-75	L
1/22	California ¹		H	51-64	L
1/29	USC ¹		A	72-69	W
2/3	Washington State ¹		A	58-56	ot W
2/5	Washington ¹	-/13	A	70-82	L
2/10	Arizona State ¹		H	95-76	W
2/12	Arizona ¹	-/12	H	73-83	L
2/17	California ¹		A	77-62	W
2/20	Stanford ¹		A	65-78	L
2/24	USC ¹		H	90-69	W
2/27	Notre Dame		A	75-65	W
3/3	Oregon State ¹		H	69-61	W
3/5	Oregon ¹		H	73-61	W
3/10	Oregon State ³		N	72-79	L
3/17	Texas Tech ⁴	-/24	N	66-78	L

(Final Polls: USA Today/NABC - NR; AP - NR)

1 - Pacific-10 Conference Games

2 - Wooden Classic (Anaheim, CA)

3 - Pac-10 Conference Tournament (Staples Center)

4 - NCAA First Round (Tucson, AZ)

2003-04

Overall: 11-17 **Pacific-10:** 7-11 (T-7th)

Coach: Ben Howland

Date	Opponent	AP Rk	Site	Score	W/L
11/29	Vermont		H	68-67	W
12/3	UC Riverside		H	84-70	W
12/6	Kentucky ²	-/9	N	50-52	L
12/13	Loyola Marymount		H	69-66	ot W
12/17	UC Santa Barbara		H	60-61	L
12/20	Michigan State		H	64-58	W
12/27	Michigan		A	66-70	L
1/2	Oregon State ¹		H	77-66	W
1/4	Oregon ¹		H	81-74	W
1/8	Washington State ^{1,3}		A	48-45	W
1/10	Washington ¹		A	86-84	ot W
1/15	Arizona State ¹		H	66-58	W
1/17	Arizona ¹	-/7	H	72-97	L
1/22	Stanford ¹	-/2	A	52-67	L
1/24	California ¹		A	62-76	L
1/28	USC ¹		H	69-76	L
1/31	St. John's		A	55-71	L
2/5	Washington State ¹		H	48-55	L
2/7	Washington ¹		H	80-75	W
2/12	Arizona State ¹		A	62-74	ot L
2/14	Arizona ¹	-/16	A	83-107	L
2/19	California ¹		H	66-49	W
2/21	Stanford ¹	-/1	H	60-73	L
2/25	USC ¹		A	77-78	ot L
2/28	Notre Dame		H	60-75	L
3/4	Oregon State ¹		A	56-65	L
3/6	Oregon ¹		A	59-60	L
3/11	Washington ⁴		N	83-91	L

(Final Polls: USA Today/NABC - NR; AP - NR)

1 - Pacific-10 Conference Games

2 - Wooden Classic (Anaheim, CA)

3 - Game played at Spokane Arena (Spokane, WA)

4 - Pac-10 Conference Tournament (Staples Center)

2002-03

Overall: 10-19 **Pacific-10:** 6-12 (T-6th)

Coach: Steve Lavin

Date	Opponent	AP Rk	Site	Score	W/L
11/26	San Diego	14/-	H	81-86	ot L

11/30	Duke ²	14/4	N	73-84	L
12/8	Long Beach State		H	81-58	W
12/14	Portland		H	105-67	W
12/17	Northern Arizona		H	63-67	L
12/21	Kansas	-/19	A	70-87	L
12/28	Michigan		H	76-81	L
1/2	Washington ¹		A	77-67	W
1/4	Washington State ¹		A	98-83	W
1/8	USC ¹		H	75-80	L
1/11	St. John's		H	65-80	L
1/16	Arizona State ¹		H	64-75	L
1/18	Arizona ¹	-/2	H	52-87	L
1/23	Stanford ¹		A	51-52	L
1/25	California ¹	-/25	A	69-80	L
1/30	Oregon ¹	-/22	H	91-96	ot L
2/1	Oregon State ¹		H	79-83	L
2/5	USC ¹		A	85-86	L
2/8	Georgetown		A	71-70	W
2/13	Arizona ¹	-/1	A	70-106	L
2/15	Arizona State ¹		A	69-85	L
2/20	California ¹	-/18	H	76-75	ot W
2/22	Stanford ¹	-/21	H	84-93	L
2/27	Oregon State ¹		A	69-66	W
3/1	Oregon ¹		A	48-79	L
3/6	Washington State ¹		H	86-71	W
3/8	Washington ¹		H	83-72	W
3/13	Arizona ³	-/1	N	96-89	ot W
3/14	Oregon ³		N	74-75	L

(Final Polls: USA Today/NABC - NR; AP - NR)

1 - Pacific-10 Conference Games

2 - Wooden Tradition (Indianapolis, IN)

3 - Pac-10 Conference Tournament (Staples Center)

2001-02

Overall: 21-12 **Pacific-10:** 11-7 (6th)

Coach: Steve Lavin

Date	Opponent	AP Rk	Site	Score	W/L
11/19	Houston ²	3/-	N	71-60	W
11/20	Ball State ²	3/-	N	73-91	L
11/21	South Carolina ²	3/-	N	89-77	W
11/28	Pepperdine	10/-	H	78-85	L
12/5	UC Riverside	20/-	H	65-50	W
12/8	Alabama ³	20/16	N	79-57	W
12/15	UC Irvine	17/-	H	75-74	W
12/20	Washington ¹	19/-	A	85-79	W
12/22	Washington State ¹	19/-	A	79-74	W
12/27	Columbia	15/-	H	64-55	W
12/29	Georgetown	15/20	H	98-91	W
1/4	Washington ¹	14/-	H	74-62	W
1/6	Washington State ¹	14/-	H	81-69	W
1/10	USC ^{1,4}	11/-	A	77-81	L
1/12	Kansas	11/1	H	87-77	W
1/17	Arizona State ¹	9/-	A	82-79	W
1/19	Arizona ¹	9/15	A	86-96	L
1/24	Stanford ¹	13/17	H	76-86	L
1/26	California ¹	13/-	H	64-57	W
1/31	Oregon ¹	13/-	A	62-91	L
2/2	Oregon State ¹	13/-	A	70-48	W
2/6	USC ¹	15/25	H	67-65	W
2/9	Villanova	15/-	A	57-58	L
2/14	Arizona ¹	20/9	H	77-76	W
2/16	Arizona State ¹	20/-	H	68-69	L
2/21	California ¹	25/-	A	51-69	L
2/23	Stanford ¹	25/10	A	95-92	W
2/28	Oregon State ¹		H	65-57	W
3/2	Oregon ¹	-13	H	62-65	L
3/7	California ⁵	-125	N	61-67	L
3/15	Mississippi ⁶		N	80-58	W
3/17	Cincinnati ⁶	-75	N	105-101	2ot W
3/21	Missouri ⁷		N	73-82	L

Year-by-Year Results

1/6	Washington State ¹	H	75-57	W
1/11	USC ¹	-/19	H 80-75	W
1/13	Villanova	H	93-65	W
1/18	Arizona State ¹	A	91-83	W
1/20	Arizona ¹	-/17	A 63-88	L
1/25	Oregon State ¹	H	67-40	W
1/27	Oregon ¹	H	98-88	W
2/1	California ¹	A	63-92	L
2/3	Stanford ¹	-/1	A 79-73	W
2/8	USC ¹	-/22	A 85-76	W
2/10	DePaul	A	94-88	W
2/15	Arizona ¹	24/8	H 79-77	ot W
2/17	Arizona State ¹	24/-	H 73-68	W
2/22	Oregon ¹	15/-	A 88-73	W
2/24	Oregon State ¹	15/-	A 68-65	ot W
3/1	California ¹	12/-	H 79-75	W
3/3	Stanford ¹	12/1	H 79-85	L
3/8	Washington State ¹	13/-	A 86-76	W
3/10	Washington ¹	13/-	A 94-96	L
3/15	Hofstra ⁴	15/-	N 61-48	W
3/17	Utah State ⁴	15/-	N 75-50	W
3/22	Duke ⁵	15/1	N 63-76	L

(Final Polls: USA Today/NABC - 12; AP - 15)

1 - Pacific-10 Conference Games

2 - Coaches vs. Cancer Tournament (New York, NY)

3 - Wooden Classic (Anaheim, CA)

4 - NCAA First and Second Rounds (Greensboro, NC)

5 - NCAA East Regional (Philadelphia, PA)

1999-2000

Overall: 21-12 **Pacific-10:** 10-8 (T-4th)

Coach: Steve Lavin

Date	Opponent	AP Rk	Site	Score	W/L
11/23	Fairfield	13/-	H	76-57	W
11/27	Iona	13/-	H	105-73	W
12/1	Morgan State	12/-	H	100-39	W
12/11	Gonzaga	11/24	H	43-59	L
12/18	DePaul	18/19	H	76-58	W
12/21	Maine ²	18/-	N	83-62	W
12/22	Colorado State ²	18/-	N	54-55	L
12/23	South Florida ²	18/-	N	103-98	ot W
12/28	Pepperdine	23/-	H	68-66	W
12/30	Purdue	23/-	H	55-53	W
1/6	Washington ^{1,3}	24/-	A	62-63	L
1/8	Washington State ¹	24/-	A	86-64	W
1/12	USC ¹	A	A	79-91	L
1/15	North Carolina	A	A	71-68	W
1/20	Arizona ¹	25/2	H	61-76	L
1/22	Arizona State ¹	25/-	H	83-77	W
1/27	Oregon State ¹	A	A	85-74	W
1/29	Oregon ¹	A	A	58-73	L
2/3	Stanford ¹	-/2	H	63-78	L
2/5	California ¹	H	H	70-73	L
2/9	USC ¹	H	H	83-78	W
2/13	Syracuse	-/4	A	67-71	L
2/17	Arizona State ¹	A	A	75-104	L
2/19	Arizona ¹	-/4	A	84-99	L
2/24	Oregon ¹	H	H	75-69	W
2/26	Oregon State ¹	H	H	69-59	W
3/2	California ¹	A	A	83-62	W
3/4	Stanford ¹	-/1	A	94-93	ot W
3/9	Washington State ¹	H	H	65-58	W
3/11	Washington ¹	H	H	90-64	W
3/16	Ball State ⁴	N	N	65-57	W
3/18	Maryland ⁴	-/17	N	105-70	W
3/23	Iowa State ⁵	-/6	N	56-80	L

(Final Polls: USA Today/NABC - 23; AP - NR)

1 - Pacific-10 Conference Games

2 - Pearl Harbor Invitational (Lale, HI)

3 - Game played at Key Arena (Seattle, WA)

4 - NCAA First and Second Rounds (Minneapolis, MN)

5 - NCAA Midwest Regional (Auburn Hills, MI)

1998-99

Overall: 22-9 **Pacific-10:** 12-6 (3rd)

Coach: Steve Lavin

Date	Opponent	AP Rk	Site	Score	W/L
11/19	Santa Clara	11/-	H	89-76	W
11/26	San Francisco ²	10/-	N	69-62	W
11/27	Maryland ²	10/5	N	54-70	L
11/28	Kentucky ²	10/4	N	62-66	L
12/2	Delaware State	18/-	H	109-67	W
12/5	Oklahoma State ³	18/11	N	69-66	W
12/12	UNLV	15/-	H	72-67	W
12/19	Cal State Northridge	12/-	H	114-97	W
12/23	American	12/-	H	66-56	W
12/29	Loyola Marymount	10/-	H	92-67	W
1/2	Arizona ¹	10/6	H	82-75	W
1/4	Arizona State ¹	10/-	H	88-85	ot W
1/7	Oregon State ¹	8/-	A	63-65	L
1/9	Oregon ¹	8/-	A	65-63	W
1/14	California ¹	10/-	H	72-61	W
1/16	Stanford ¹	10/4	H	59-72	L

1/20	USC ¹	13/-	A	98-80	W
1/23	Louisville	13/24	A	82-70	W
1/28	Washington State ¹	11/-	A	69-66	W
1/31	Washington ¹	11/-	A	83-93	L
2/4	Oregon ¹	13/-	H	79-77	W
2/7	Oregon State ¹	13/-	H	85-67	W
2/11	Stanford ¹	9/6	A	73-77	L
2/13	California ^{1,4}	9/-	A	67-85	L
2/17	USC ¹	16/-	H	68-63	W
2/21	Syracuse	16/21	H	93-69	W
2/25	Washington State ¹	15/-	H	100-61	W
2/27	Washington ¹	15/-	H	79-62	W
3/4	Arizona State ¹	12/-	A	68-65	W
3/6	Arizona ¹	12/13	A	70-87	L
3/11	Detroit ⁵	15/-	N	53-56	L

(Final Polls: USA Today/NABC - 21; AP - 15)

1 - Pacific-10 Conference Games

2 - Puerto Rico Shootout (San Juan, Puerto Rico)

3 - Wooden Classic (Anaheim, CA)

4 - Game played at Oakland Arena (Oakland, CA)

5 - NCAA First Round (Indianapolis, IN)

1997-98

Overall: 24-9 **Pacific-10:** 12-6 (3rd)

Coach: Steve Lavin

Date	Opponent	AP Rk	Site	Score	W/L
11/27	North Carolina ²	7/4	N	68-109	L
11/28	Alaska Anchorage ²	7/-	A	92-68	W
11/29	UAB ²	7/-	N	86-72	W
12/6	New Mexico ³	15/8	N	69-58	W
12/13	Cal State Fullerton	12/-	H	120-91	W
12/18	Northern Arizona	11/-	H	90-68	W
12/20	Saint Louis	11/-	H	73-67	W
12/22	Boise State	11/-	H	81-75	W
12/27	UNLV	9/-	A	65-57	W
12/30	Illinois	9/-	H	74-69	W
1/3	Arizona ¹	9/8	A	75-87	L
1/5	Arizona State ¹	9/-	A	78-73	W
1/8	Oregon State ¹	10/-	H	90-72	W
1/10	Oregon ¹	10/-	H	68-66	W
1/15	California ^{1,4}	8/-	A	74-73	W
1/17	Stanford ¹	8/7	A	80-93	L
1/21	USC ¹	9/-	H	101-84	W
1/25	Louisville	9/-	H	88-82	W
1/29	Washington State ¹	8/-	H	88-68	W
1/31	Washington ¹	8/-	H	105-94	W
2/5	Oregon ¹	6/-	A	81-97	L
2/7	Oregon State ¹	6/-	A	84-75	W
2/12	Stanford ¹	9/14	H	81-84	L
2/14	California ¹	9/-	H	87-84	W
2/18	USC ¹	12/-	A	82-75	W
2/22	Duke	12/2	A	84-120	L
2/26	Washington State ¹	18/-	A	78-75	W
3/1	Washington ¹	18/-	A	94-95	L
3/5	Arizona State ¹	19/-	H	102-94	W
3/7	Arizona ¹	19/2	H	87-91	L
3/13	Miami (Florida) ⁵	19/-	N	65-62	W
3/15	Michigan ⁵	19/12	N	85-82	W
3/20	Kentucky ⁶	19/5	N	68-94	L

(Final Polls: USA Today/NABC - 12; AP - 19)

1 - Pacific-10 Conference Games

2 - Great Alaska Shootout (Anchorage, AK)

3 - Wooden Classic (Anaheim, CA)

4 - Game played at Oakland Arena (Oakland, CA)

5 - NCAA First and Second Rounds (Atlanta, GA)

6 - NCAA South Regional (St. Petersburg, FL)

1996-97

Overall: 24-8 **Pacific-10:** 15-3 (1st)

Championships Won: Pacific-10

Coach: Steve Lavin

Date	Opponent	AP Rk	Site	Score	W/L
11/20	Tulsa	5/-	H	76-77	ot L
12/3	Cal State Northridge	17/-	H	95-73	W
12/7	Kansas	17/1	H	83-96	L
12/14	Ohio	23/-	H	72-61	W
12/17	Jackson State	24/-	H	93-67	W
12/21	Illinois ²	24/-	A	63-79	L
12/23	Saint Louis	24/-	A	64-57	W
12/28	Morgan State		H	87-72	W
1/2	Washington State ¹		H	84-56	W
1/4	Washington ¹		H	79-70	W
1/9	Stanford ¹	-/21	A	61-109	L
1/11	California ^{1,3}		A	64-56	W
1/16	Arizona State ¹		H	79-62	W
1/18	Arizona ¹	-/6	H	84-78	ot W
1/23	USC ¹		A	96-87	W
1/25	Louisville	-/6	A	71-74	L
1/30	Oregon ¹		A	85-87	ot L
2/1	Oregon State ¹		A	74-68	W
2/6	California ¹		H	68-71	L
2/8	Stanford ¹	-/18	H	87-68	W
2/13	Arizona ¹	24/11	A	66-64	W

2/15	Arizona State ¹	24/-	A	92-81	W
2/19	USC ¹	17/-	H	82-60	W
2/23	Duke	17/6	H	73-69	W
2/27	Oregon State ¹	10/-	H	81-69	W
3/1	Oregon ¹	10/-	H	74-67	W
3/6	Washington ¹	9/-	A	87-85	W
3/8	Washington State ¹	9/-	A	87-86	W
3/13	Charleston Southern ⁴	7/-	N	109-75	W
3/15	Xavier ⁴	7/13	N	96-83	W
3/20	Iowa State ⁵	7/18	N	74-73	ot W
3/22	Minnesota ⁵	7/3	N	72-80	L

(Final Polls: USA Today/NABC - 7; AP - 7)

1 - Pacific-10 Conference Games

2 - Game played at United Center (Chicago, IL)

3 - Game played at Cow Palace (San Jose, CA)

4 - NCAA First and Second Rounds (Auburn Hills, MI)

5 - NCAA Midwest Regional (San Antonio, TX)

1995-96

Overall: 23-8 **Pacific-10:** 16-2 (1st)

Championships Won: Pacific-10

Coach: Jim Harrick

Date	Opponent	AP Rk	Site	Score	W/L
11/20	Santa Clara ²	4/-	N	69-78	L
11/21	Wisconsin ²	4/-	N	68-57	W
11/22	Vanderbilt ²	4/-	N	71-75	L
11/28	Cal State Fullerton	23/-	H	79-63	W
12/2	Kansas	23/2	A	70-85	L
12/9	Maryland ³	-/20	N	73-63	W
12/18	Stephen F. Austin		H	109-88	W
12/20	Notre Dame		A	83-58	W
12/23	UNLV		A	89-82	W
12/30	San Francisco	23/-	H	92-58	W
1/4	Washington State ^{1, 4}	20/-	A	78-73	ot W
1/6	Washington ¹	20/-	A	78-70	W
1/11	Stanford ¹	17/24	H	64-56	W
1/13	California ¹	17/-	H	93-73	W
1/18	Arizona State ¹	13/-	A	87-73	W
1/20	Arizona ¹	13/18	A	79-88	L
1/24	USC ¹	15/-	H	99-72	W
1/27	Louisville	15/-	H	76-78	L
2/1	Oregon ¹	19/-	H	85-78	W
2/3	Oregon State ¹	19/-	H	69-60	W
2/8	California ^{1, 5}	17/-	A	73-65	W
2/10	Stanford ¹	17/25	A	66-67	L
2/15	Arizona ¹	18/13	H	76-75	W
2/17	Arizona State ¹	18/-	H	87-70	W
2/22	USC ¹	16/-	A	61-59	W
2/25	Duke	16/-	A	66-85	L
2/29	Oregon State ¹	17/-	A	68-66	W
3/2	Oregon ¹	17/-	A	77-71	W
3/7	Washington ¹	17/-	H	91-88	ot W
3/9	Washington State ¹	17/-	H	82-71	W
3/14	Princeton ⁶	14/-	N	41-43	L

Year-by-Year Results

3/11	Oregon ¹	1/25	H	94-78	W
3/17	Florida International ³	1/-	N	92-56	W
3/19	Missouri ³	1/23	N	75-74	W
3/23	Mississippi State ⁴	1/18	N	86-67	W
3/25	Connecticut ⁴	1/8	N	102-96	W
4/1	Oklahoma State ⁵	1/14	N	74-61	W
4/3	Arkansas ⁵	1/6	N	89-78	W

(Final Polls: USA Today/NABC - 1; AP - 1)

- 1 - Pacific-10 Conference Games
- 2 - Wooden Classic (Anaheim, CA)
- 3 - NCAA First and Second Rounds (Boise, ID)
- 4 - NCAA West Regional (Oakland, CA)
- 5 - NCAA Final Four (Seattle, WA)
- * - Game forfeited by California

1993-94

Overall: 21-7 **Pacific-10:** 13-5 (T-2nd)

Coach: Jim Harrick

Date	Opponent	AP Rk	Site	Score	W/L
11/27	Loyola Marymount	14/-	H	115-77	W
12/4	UNLV	10/-	H	108-83	W
12/8	Tennessee State	9/-	H	80-66	W
12/11	Long Beach State	9/-	H	93-51	W
12/18	LSU	9/25	H	100-80	W
12/20	Houston	9/-	A	93-72	W
12/28	North Carolina State ²	8/-	N	81-75	W
1/6	Oregon ¹	6/-	H	89-73	W
1/8	Oregon State ¹	6/-	H	104-71	W
1/13	Washington State ¹	5/-	A	81-79	W
1/15	Washington ¹	5/-	A	82-62	W
1/20	Arizona ¹	2/9	H	74-66	W
1/22	Arizona State ¹	2/-	H	98-81	W
1/27	Stanford ¹	1/-	A	69-65	W
1/30	California ^{1,3}	1/-	A	70-85	L
2/3	USC ¹	4/-	H	101-72	W
2/5	Notre Dame	4/-	A	63-79	L
2/10	Washington ¹	9/-	H	79-76	W
2/12	Washington State ¹	9/-	H	76-66	W
2/17	Arizona State ¹	8/-	A	76-70	W
2/19	Arizona ¹	8/15	A	74-98	L
2/24	California ¹	15/17	H	88-92	L
2/26	Stanford ¹	15/-	H	103-88	W
3/3	USC ¹	15/-	A	79-85	L
3/6	Louisville	15/10	H	75-72	W
3/10	Oregon State ¹	15/-	A	78-67	W
3/12	Oregon ¹	15/-	A	79-80	L
3/18	Tulsa ⁴	17/-	N	102-112	L

(Final Polls: USA Today/CNN - 22; AP - 17)

- 1 - Pacific-10 Conference Games
- 2 - Game played at Greensboro Coliseum (Greensboro, NC)
- 3 - Game played at Oakland Arena (Oakland, CA)
- 4 - NCAA First Round (Oklahoma City, OK)

1992-93

Overall: 22-11 **Pacific-10:** 11-7 (T-3rd)

Coach: Jim Harrick

Date	Opponent	AP Rk	Site	Score	W/L
11/18	Saint Louis ²	24/-	H	68-54	W
11/20	UTEP ²	24/-	H	73-72	W
11/25	Santa Hall ³	21/6	N	64-73	L
11/27	Florida State ³	21/7	N	86-83	W
12/5	Santa Clara	16/-	H	69-60	W
12/12	San Diego	13/-	H	90-63	W
12/19	Georgia ⁴	13/-	N	68-63	W
12/22	Cal State Northridge	12/-	H	80-73	W
12/28	Pittsburgh	11/-	A	79-91	L
12/30	Cal State Fullerton	11/-	H	90-82	W
1/2	Houston	11/-	H	87-78	W
1/7	Arizona ¹	15/20	H	80-82	L
1/9	Arizona State ¹	15/-	H	89-85	W
1/14	Oregon ¹	16/-	A	99-87	W
1/16	Oregon State ¹	16/-	A	73-79	L
1/21	Stanford ¹	23/-	H	84-76	W
1/24	California ¹	23/-	H	82-104	L
1/28	USC ¹		A	90-80	W
1/31	Notre Dame		H	68-65	W
2/4	Washington ¹		A	67-81	L
2/6	Washington State ¹		A	56-67	L
2/11	Oregon State ¹		H	76-75	W
2/14	Oregon ¹		H	97-90	W
2/18	Stanford ¹		H	72-64	W
2/20	California ^{1,5}		A	85-71	W
2/25	USC ¹		H	62-72	L
2/28	Duke	-/9	A	67-78	L
3/4	Washington State ¹		H	71-70	W
3/6	Washington ¹		H	93-64	W
3/11	Arizona State ¹		A	77-74	W
3/13	Arizona ¹	-/6	A	80-99	L
3/19	Iowa State ⁶		N	81-70	W
3/21	Michigan ⁶	-/3	N	84-86	ot L

(Final Polls: USA Today/NABC - NR; AP - NR)

- 1 - Pacific-10 Conference Games
- 2 - Preseason NIT First and Second Rounds (Pauley Pavilion)
- 3 - Preseason NIT Championship Round (New York, NY)
- 4 - Game played at Georgia Dome (Atlanta, GA)
- 5 - Game played at Oakland Arena (Oakland, CA)
- 6 - NCAA First and Second Rounds (Tucson, AZ)

1991-92

Overall: 28-5 **Pacific-10:** 16-2 (1st)

Championships Won: Pacific-10

Coach: Jim Harrick

Date	Opponent	AP Rk	Site	Score	W/L
11/15	Indiana ²	11/2	N	87-72	W
11/30	Long Beach State	4/-	H	68-57	W
12/7	Pepperdine	2/-	H	98-58	W
12/14	San Diego State	3/-	A	84-64	W
12/20	Loyola Marymount	3/-	H	106-80	W
12/23	Cal State Fullerton	2/-	H	86-80	W
12/28	Oral Roberts	2/-	H	113-62	W
1/4	Georgia	2/-	H	87-80	W
1/9	Arizona State ¹	2/-	A	83-62	W
1/11	Arizona ¹	2/6	A	89-87	W
1/16	Oregon ¹	2/-	H	99-71	W
1/18	Oregon State ¹	2/-	H	87-81	ot W
1/23	California ¹	2/-	A	86-66	W
1/25	Stanford ¹	2/24	A	83-77	W
1/29	USC ¹	2/25	H	82-86	L
2/2	Louisville	2/24	A	78-64	W
2/6	Washington ¹	4/-	H	74-61	W
2/8	Washington State ¹	4/-	H	82-61	W
2/13	Oregon State ¹	3/-	A	72-62	W
2/15	Oregon ¹	3/-	A	84-65	W
2/18	California ¹	2/-	H	82-76	W
2/20	Stanford ¹	2/-	H	96-70	W
2/22	Notre Dame	2/-	A	71-84	L
2/27	USC ¹	4/13	A	79-83	L
3/1	Duke	4/1	H	65-75	L
3/5	Washington State ¹	9/-	A	89-85	W
3/8	Washington ¹	9/-	A	80-79	W
3/12	Arizona ¹	8/2	H	89-81	W
3/14	Arizona State ¹	8/-	H	85-77	W
3/20	Robert Morris ³	4/-	N	73-53	W
3/22	Louisville ³	4/-	N	85-69	W
3/26	New Mexico State ⁴	4/-	N	85-78	W
3/28	Indiana ⁴	4/5	N	79-106	L

(Final Polls: UPI - 3; AP - 4)

- 1 - Pacific-10 Conference Games
- 2 - Hall of Fame Tip-Off Classic (Springfield, MA)
- 3 - NCAA First and Second Rounds (Tempe, AZ)
- 4 - NCAA West Regional (Albuquerque, NM)

1990-91

Overall: 23-9 **Pacific-10:** 11-7 (2nd)

Coach: Jim Harrick

Date	Opponent	AP Rk	Site	Score	W/L
11/23	UC Irvine ²	11/-	N	134-101	W
11/24	Alaska Anchorage ²	11/-	A	80-67	W
11/26	Virginia ²	11/18	N	89-74	W
12/2	Loyola Marymount	12/-	H	149-98	W
12/5	Saint Mary's	8/-	H	123-93	W
12/8	Notre Dame	8/-	H	99-91	W
12/15	DePaul	6/-	A	92-90	W
12/19	Pepperdine	5/-	H	108-85	W
12/22	Iowa	5/-	A	71-88	L
12/27	Fresno State	10/-	H	110-89	W
12/29	San Diego State	10/-	H	94-74	W
1/2	USC ¹	10/-	H	98-81	W
1/5	Louisville	10/-	H	88-81	W
1/10	Arizona State ¹	7/-	A	82-68	W
1/12	Arizona ¹	7/6	A	77-82	L
1/16	Stanford ¹	7/-	H	82-89	L
1/20	California ¹	7/-	H	98-81	W
1/24	Oregon State ¹	11/-	A	96-97	2ot L
1/26	Oregon ¹	11/-	A	90-83	W
1/30	USC ¹	12/-	A	74-76	L
2/2	Pittsburgh	12/19	H	112-85	W
2/7	Arizona State ¹	14/-	H	64-44	W
2/10	Arizona ¹	14/5	H	94-105	ot L
2/14	California ¹	15/-	A	79-82	L
2/16	Stanford ¹	15/-	A	89-86	W
2/21	Oregon ¹	17/-	H	100-83	W
2/23	Oregon State ¹	17/-	H	87-56	W
2/28	Washington State ¹	16/-	A	99-91	W
3/3	Washington ¹	16/-	A	68-86	L
3/7	Washington State ¹	17/-	H	86-64	W
3/10	Washington ¹	17/-	H	73-60	W
3/18	Penn State ³	16/-	N	69-74	L

(Final Polls: UPI - 14; AP - 16)

- 1 - Pacific-10 Conference Games
- 2 - Great Alaska Shootout (Anchorage, AK)
- 3 - NCAA First Round (Syracuse, NY)

1989-90

Overall: 22-11 **Pacific-10:** 11-7 (4th)

Coach: Jim Harrick

Date	Opponent	AP Rk	Site	Score	W/L
11/25	Santa Clara	13/-	H	66-62	W
11/30	Washington ¹	15/-	A	58-56	W
12/2	Washington State ¹	15/-	A	68-64	W
12/9	San Diego	13/-	H	83-74	W
12/17	Notre Dame	13/-	A	84-86	L

12/19	American	18/-	H	89-74	W
12/23	Cal State Fullerton	18/-	H	87-75	W
12/27	Fresno State	16/-	A	74-65	W
12/29	East Tennessee State	16/-	H	115-66	W
1/3	USC ¹	15/-	H	89-72	W
1/7	Louisville	15/8	A	80-97	L
1/11	Arizona State ¹	19/-	H	62-53	W
1/13	Arizona ¹	19/18	H	73-67	W
1/18	Stanford ¹	16/-	A	79-87	L
1/21	California ¹	16/-	A	106-97	W
1/25	Oregon ¹	23/-	H	79-62	W
1/27	Oregon State ¹	23/-	H	94-80	W
2/1	USC ¹	16/-	A	75-76	L
2/3	DePaul	16/-	H	87-77	W
2/8	Arizona State ¹	19/-	A	80-72	W
2/10	Arizona ¹	19/-	A	74-83	L
2/15	California ¹	23/-	H	71-79	L
2/18	Stanford ¹	23/-	H	69-70	L
2/22	Oregon ¹		A	99-105	L
2/24	Oregon State ¹	-/17	A	74-83	L
3/1	Washington State ¹		H	96-89	W
3/4	Washington ¹		H	74-61	W
3/9	Oregon ²		N	94-76	W
3/10	Arizona State ²		A	79-78	W
3/11	Arizona ²	-/15	N	78-94	L
3/16	UAB ³		N	68-56	W
3/18	Kansas ³	-/5	N	71-70	W
3/22	Duke ⁴	-/15	N	81-90	L

(Final Polls: UPI - NR; AP - NR)

- 1 - Pacific-10 Conference Games
- 2 - Pac-10 Conference Tournament (Tempe, AZ)
- 3 - NCAA First and Second Rounds (Atlanta, GA)
- 4 - NCAA East Regional (East Rutherford, NJ)

1988-89

Overall: 21-10 **Pacific-10:** 13-5 (T-3rd)

Coach: Jim Harrick

Date	Opponent	AP Rk	Site	Score	W/L
11/26	Texas Tech		H	84-62	W
12/1	Miami (Florida)		A	91-66	W
12/3	BYU		A	97-87	W
12/7	Boston University		H	85-74	W
12/17	North Carolina	-/8	A	78-104	L
12/21	California	20/-	H	76-59	W
12/23	Stanford	20/-	H	74-70	W
12/28	UC Irvine		A	90-91	L
12/30	North Texas		H	99-84	W
1/5	Oregon ¹		A	97-66	W
1/8	Oregon State ¹		A	69-82	L
1/12	USC ¹		A	67-66	W
1/14	Notre Dame		H	79-82	L
1/19	Arizona State ¹		H	94-84	W
1/21	Stanford ¹	-/20	A	75-84	L
1/26	Washington State ¹		A	64-63	W
1/28	Washington ¹		A	93-74	W
2/2	Oregon ¹		H	80-74	W
2/5	Oregon State ¹		H	92-75	W
2/8	USC ¹		H	68-65	W
2/12	Louisville	-/4	H	77-75	W
2/16	Arizona State ¹		A	86-93	L
2/18	Arizona ¹	-/2	A	64-102	L
2/23	Washington ¹		H	101-78	W
2/26	Washington State ¹		H	56-55	W
3/2	California ¹		A	81-73	W
3/4	Arizona ¹	-/1	H	86-89	L
3/10	Washington ²		N	64-54	W
3/11	Stanford ²	-/12	N	86-95	L
3/17	Iowa State ³		N	84-74	W
3/19	North Carolina ³	-/5	N	81-88	W

Year-by-Year Results

1/28	Washington State ¹	H	88-63	W
1/30	Washington ¹	H	78-71	W
2/4	Oregon ¹	A	76-71	W
2/7	Oregon State ¹	A	68-73	L
2/11	USC ¹	A	85-70	W
2/14	Notre Dame	A	66-73	L
2/18	Arizona State ¹	H	79-73	W
2/20	Arizona ¹	-/3	H 76-78	ot L
2/25	Washington ¹	A	97-87	W
2/27	Washington State ¹	A	62-55	W
3/3	Stanford ¹	H	91-69	W
3/6	California ¹	H	74-66	W
3/11	Washington State ⁴	N	71-73	L

(Final Polls: UPI - NR; AP - NR)

1 - Pacific-10 Conference Games

2 - Big Apple Preseason NIT First Round (Pauley Pavilion)

3 - Big Apple Preseason NIT Second Round (Albuquerque, NM)

4 - Pac-10 Conference Tournament (Tucson, AZ)

1986-87

Overall: 25-7 **Pacific-10:** 14-4 (1st)

Championships Won: Pac-10, Pac-10 Tournament

Coach: Walt Hazzard

Date	Opponent	AP Rk	Site	Score	W/L
11/29	Santa Clara		H	76-62	W
12/1	North Carolina	-/1	H	89-84	W
12/6	Pepperdine	11/-	H	95-63	W
12/13	St. John's	11/-	A	63-70	L
12/15	Temple	11/-	A	65-76	L
12/19	Washington State ¹	17/-	A	73-81	L
12/21	Washington ¹	17/-	A	80-90	L
12/27	Long Beach State		H	67-65	W
12/29	Cal State Fullerton		H	72-71	W
1/2	Stanford ¹		H	95-75	W
1/4	California ¹		H	86-81	W
1/8	Arizona State ¹		A	61-51	W
1/11	Arizona ¹		A	84-83	W
1/15	Oregon ¹		H	64-59	W
1/18	Oregon State ¹		H	69-67	ot W
1/24	Notre Dame		H	63-59	W
1/29	Washington ¹		H	87-95	L
2/1	Washington State ¹		H	61-60	W
2/5	Stanford ¹		A	93-62	W
2/7	California ¹		A	77-72	W
2/12	Arizona ¹		H	81-65	W
2/14	USC ¹		H	77-65	W
2/16	Arizona State ¹		H	64-67	L
2/19	Oregon State ¹		A	57-53	W
2/22	Oregon ¹		A	102-71	W
2/26	USC ¹		H	82-76	W
2/28	Louisville		H	99-86	W
3/6	Arizona State ²	18/-	H	99-83	W
3/7	California ²	18/-	H	75-68	W
3/8	Washington ²	18/-	H	76-64	W
3/12	Central Michigan ³	15/-	N	92-73	W
3/14	Wyoming ³	15/-	N	68-78	L

(Final Polls: UPI - 13; AP - 15)

1 - Pacific-10 Conference Games

2 - Pac-10 Conference Tournament (Pauley Pavilion)

3 - NCAA First and Second Rounds (Salt Lake City, UT)

1985-86

Overall: 15-14 **Pacific-10:** 9-9 (4th)

Coach: Walt Hazzard

Date	Opponent	AP Rk	Site	Score	W/L
11/24	North Carolina	-/2	A	70-107	L
11/29	Saint Mary's		H	91-62	W
11/30	Temple		H	75-59	W
12/7	Long Beach State		H	84-64	W
12/14	St. John's	-/14	H	65-69	L
12/20	Loyola Marymount		H	85-79	W
12/21	Miami (Florida)		H	109-64	W
1/2	Oregon ¹		H	71-65	W
1/4	Oregon State ¹		H	49-54	L
1/9	Washington ¹		A	65-90	L
1/11	Washington State ¹		A	81-80	2ot W
1/16	Arizona State ¹		H	86-75	W
1/18	Notre Dame	-/13	A	64-74	L
1/23	Stanford ¹		A	70-76	L
1/25	California ¹		A	67-75	L
1/29	USC ¹		H	66-56	W
2/1	Louisville	-/18	A	72-91	L
2/6	Washington ¹		H	94-89	ot W
2/9	Washington State ¹		H	88-81	W
2/13	Arizona ¹		A	60-85	L
2/15	Arizona State ¹		A	73-74	ot L
2/20	California ¹		H	76-63	W
2/22	USC ¹		A	64-79	L
2/24	Stanford ¹		H	95-74	W
3/1	DePaul		H	65-63	W
3/3	Arizona ¹		H	76-88	L
3/6	Oregon State ¹		A	74-63	W
3/8	Oregon ¹		A	65-80	L

3/13	UC Irvine ²	H	74-80	L
------	------------------------	---	-------	---

(Final Polls: UPI - NR; AP - NR)

1 - Pacific-10 Conference Games

2 - NIT First Round (Pauley Pavilion)

1984-85

Overall: 21-12 **Pacific-10:** 12-6 (T-3rd)

Championships Won: NIT

Coach: Walt Hazzard

Date	Opponent	AP Rk	Site	Score	W/L
11/23	Idaho		H	87-58	W
11/24	Santa Clara		H	60-68	L
12/1	DePaul	-/2	A	61-80	L
12/8	Memphis		A	70-86	L
12/15	U.S. International		H	98-50	W
12/19	BYU		A	81-89	L
12/22	St. John's ²	-/8	A	69-88	L
12/29	Oral Roberts		H	69-61	W
1/3	Oregon State ¹		A	49-59	L
1/5	Oregon ¹		H	67-59	2ot W
1/10	Washington State ¹		H	75-48	W
1/17	Arizona State ¹		A	64-61	W
1/19	Arizona ¹		A	52-53	L
1/21	Washington ¹		H	63-51	W
1/24	California ¹		H	80-69	W
1/26	Stanford ¹		H	100-71	W
2/1	USC ¹		A	77-78	2ot L
2/3	Notre Dame		H	52-53	L
2/7	Washington State ¹		A	58-66	ot L
2/9	Washington ¹		A	61-67	L
2/16	Arizona State ¹		H	69-65	W
2/18	Stanford ¹		A	72-66	W
2/21	California ¹		A	53-48	W
2/24	Louisville		H	75-65	W
2/28	USC ¹		H	78-80	4ot L
3/2	Arizona ¹	-/19	H	58-54	W
3/7	Oregon State ¹		H	59-51	W
3/9	Oregon ¹		A	72-69	W
3/13	Montana ³		H	78-47	W
3/19	Nebraska ³		H	82-63	W
3/23	Fresno State ³		H	53-43	W
3/27	Louisville ⁴		N	75-66	W
3/29	Indiana ⁴		N	65-62	W

(Final Polls: UPI - NR; AP - NR)

1 - Pacific-10 Conference Games

2 - Game played at Madison Square Garden (New York, NY)

3 - NIT First, Second and Third Rounds (Pauley Pavilion)

4 - NIT Championship (New York, NY)

1983-84

Overall: 17-11 **Pacific-10:** 10-8 (4th)

Coach: Larry Farmer

Date	Opponent	AP Rk	Site	Score	W/L
11/25	Idaho State	9/-	H	85-58	W
11/26	Long Beach State	9/-	H	65-59	W
12/3	Notre Dame	9/-	A	51-47	W
12/10	New Mexico	7/-	H	60-65	L
12/17	Memphis	15/-	H	65-51	W
12/19	Howard	15/-	H	63-52	W
12/22	Saint Mary's	9/-	H	63-54	W
12/28	BYU	7/-	H	82-73	W
1/5	Arizona State ¹	6/-	H	79-57	W
1/7	Arizona ¹	6/-	A	61-58	W
1/10	Stanford ¹	6/-	H	71-66	W
1/14	Oregon ¹	6/-	A	51-62	L
1/19	California ¹	9/-	H	76-54	W
1/22	Louisville	9/-	A	78-86	L
1/26	USC ¹	15/-	H	75-69	ot W
1/28	DePaul	15/2	H	68-84	L
2/2	Washington State ¹	20/-	A	73-59	W
2/4	Washington ¹	20/-	A	81-89	3ot L
2/9	Oregon ¹		H	83-87	ot L
2/11	Oregon State ¹		H	63-72	L
2/16	California ¹		A	70-62	ot W
2/18	Stanford ¹		A	64-75	L
2/25	USC ¹		A	72-80	L
2/27	Arizona State ¹		A	67-76	L
3/1	Washington ¹	-/13	H	73-59	W
3/3	Washington State ¹		H	83-64	W
3/8	Arizona ¹		H	68-60	W
3/10	Oregon State ¹		A	65-70	L

(Final Polls: UPI - NR; AP - NR)

1 - Pacific-10 Conference Games

1982-83

Overall: 23-6 **Pacific-10:** 15-3 (1st)

Championships Won: Pacific-10

Coach: Larry Farmer

Date	Opponent	AP Rk	Site	Score	W/L
11/26	BYU	7/-	A	85-82	W
12/2	DePaul	6/-	A	73-70	ot W
12/4	Notre Dame	6/-	A	65-64	W
12/11	San Jose State	5/-	H	94-71	W

12/18	Iowa	4/7	H	75-66	W
12/20	LSU	4/-	H	82-68	W
12/23	Maryland	3/-	A	79-80	2ot L
12/28	Louisville	5/13	H	76-72	W
1/8	Arizona ¹	6/-	A	92-87	W
1/10	Arizona State ¹	6/-	A	87-86	W
1/13	Oregon ¹	5/-	H	97-69	W
1/15	Oregon State ¹	5/-	H	99-77	W
1/20	California ¹	1/-	A	68-63	W
1/22	Stanford ¹	1/-	A	101-87	W
1/28	Alabama	1/-	H	67-70	L
1/30	Notre Dame	1/-	H	59-53	W
2/3	Washington State ¹	7/-	H	89-87	ot W
2/5	Washington ¹	7/18	H	84-65	W
2/10	Oregon ¹	5/-	A	67-56	W
2/12	Oregon State ¹	5/-	A	65-69	L
2/17	Stanford ¹	10/-	H	99-86	W
2/19	California ¹	10/-	H	70-60	W
2/24	USC ¹	8/-	H	77-60	W
2/26	USC ¹	8/-	A	71-64	W
3/5	Washington ¹	6/-	A	90-66	W
3/7	Washington State ¹	6/-	A	68-70	L
3/10	Arizona ¹	4/-	H	111-58	W
3/12	Arizona State ¹	4/-	H	76-78	L
3/19	Utah ²	7/-	N	61-67	L

(Final Polls: UPI - 7; AP - 7)

1 - Pacific-10 Conference Games

2 - NCAA Second Round (Boise, ID)

1981-82

Overall: 21-6 **Pacific-10:** 14-4 (2nd)

Coach: Larry Farmer

Date	Opponent	AP Rk	Site	Score	W/L
11/27	BYU	2/-	H	75-79	L
11/28	Pepperdine	2/-	H	76-69	W
12/3	Rutgers ²	8/-	A	54-57	L
12/5	Notre Dame	8/-	A	75-49	W
12/12	Boston University	17/-	H	77-43	W
12/19	DePaul	17/7	H	87-75	W
12/23	LSU ³	15/-	A	83-76	W
12/29	Maryland	16/-	H	90-57	W
1/2	Washington State ¹	16/-	A	51-57	3ot L
1/4	Washington ¹	16/-	A	50-56	L
1/9	USC ¹	19/-	A	71-86	L
1/16	Arizona ¹		H	65-56	W
1/18	Arizona State ¹		H	75-59	W
1/22	Stanford ¹		A	42-34	W
1/23	California ¹		A	83-56	W
1/29	Oregon State ¹	-/8	H	74-68	W
1/30	Oregon ¹		H	84-61	W
2/5	USC ¹		H	69-66	W
2/7	Notre Dame		H	48-47	W
2/12	Arizona ¹		A	88-73	W
2/13	Arizona State ¹		A	72-60	W
2/19	California ¹		H	70-65	ot W
2/20	Stanford ¹		H	79-53	W
2/26	Oregon State ¹	20/4	A	58-72	L
2/27	Oregon ¹	20/-	A	88-66	W
3/5	Washington ¹	19/-	H	68-67	W
3/6	Washington State ¹	19/-	H	57-54	L

Year-by-Year Results

3/5	Washington State ¹	13/-	A	59-50	W
3/7	Washington ¹	13/-	A	91-72	W
3/14	BYU ³	10/16	N	55-78	L

(Final Polls: UPI - 11; AP - 10)

1 - Pacific-10 Conference Games

2 - Game played at Yoyogi Gymnasium (Tokyo, Japan)

3 - NCAA Second Round (Providence, RI)

1979-80

Overall: 22-10 Pacific-10: 12-6 (4th)

Coach: Larry Brown

Date	Opponent	AP Rk	Site	Score	W/L
11/30	Idaho State	8/-	H	82-40	W
12/1	Hofstra	8/-	H	90-71	W
12/8	Santa Clara	7/-	H	92-79	W
12/11	Notre Dame	7/4	A	74-77	L
12/15	DePaul	7/11	H	94-99	L
12/21	UC Santa Barbara	14/-	H	102-58	W
12/22	Colorado State	14/-	H	86-63	W
12/28	California ¹	16/-	H	73-59	W
12/29	Stanford ¹	16/-	H	92-60	W
1/3	Oregon State ¹	16/14	A	67-76	L
1/5	Oregon ¹	16/-	A	76-62	W
1/12	USC ¹	16/-	A	74-82	L
1/17	Arizona State ¹		H	76-78	L
1/19	Notre Dame	-/8	H	73-80	L
1/21	Arizona ¹		H	69-59	W
1/24	Washington ¹		A	76-59	W
1/26	Washington State ¹		A	64-80	L
1/31	Oregon State ¹	-/2	H	93-67	W
2/2	Oregon ¹		H	90-76	W
2/9	USC ¹		H	91-64	W
2/16	Arizona ¹		A	90-78	W
2/18	Arizona State ¹	-/18	A	80-92	L
2/21	Washington State ¹	-/20	H	80-66	W
2/23	Washington ¹		H	70-72	L
2/28	Stanford ¹		A	75-62	W
3/1	California ¹		A	83-58	W
3/7	Old Dominion ²		N	87-74	W
3/9	DePaul ²	-/1	N	77-71	W
3/13	Ohio State ³	-/10	N	72-68	W
3/15	Clemson ³		N	85-74	W
3/22	Purdue ⁴	-/20	N	67-62	W
3/24	Louisville ⁴	-/2	N	54-59	L

(Final Polls: UPI - NR; AP - NR)

1 - Pacific-10 Conference Games

2 - NCAA First and Second Rounds (Tempe, AZ)

3 - NCAA West Regional (Tucson, AZ)

4 - NCAA Final Four (Indianapolis, IN)

1978-79

Overall: 25-5 Pacific-10: 15-3 (1st)

Championships Won: Pacific-10

Coach: Gary Cunningham

Date	Opponent	AP Rk	Site	Score	W/L
11/24	Boise State	2/-	H	79-59	W
11/25	DePaul	2/-	H	108-85	W
12/2	Santa Clara	2/-	H	87-73	W
12/9	Notre Dame	2/3	H	78-81	L
12/16	San Diego State	5/-	H	97-73	W
12/22	Fordham	3/-	H	95-64	W
12/23	Boston College	3/-	H	103-81	W
12/27	Stanford ¹	3/-	A	72-75	L
12/28	California ¹	3/-	A	95-67	W
1/4	Oregon State ¹	6/-	H	65-63	W
1/6	Rutgers	6/-	H	78-57	W
1/8	Oregon ¹	6/-	H	74-71	W
1/13	USC ¹	6/-	A	89-86	W
1/18	Arizona ¹	3/-	A	69-70	L
1/20	Arizona State ¹	3/-	A	95-79	W
1/25	Washington State ¹	6/-	H	89-71	W
1/27	Washington ¹	6/-	H	86-61	W
2/1	Oregon ¹	6/-	A	65-58	W
2/3	Oregon State ¹	6/-	A	69-56	W
2/9	USC ¹	4/-	H	102-94	ot W
2/11	Notre Dame	4/1	A	56-52	W
2/15	Arizona State ¹	2/-	H	85-83	W
2/17	Arizona ¹	2/-	H	110-86	W
2/22	Washington ¹	1/-	A	68-69	L
2/24	Washington State ¹	1/-	A	110-102	3ot W
3/1	California ¹	3/-	H	79-68	W
3/3	Stanford ¹	3/-	H	99-71	W
3/11	Pepperdine ²	2/-	H	76-71	W
3/15	San Francisco ³	2/12	N	99-81	W
3/17	DePaul ³	2/6	N	91-95	L

(Final Polls: UPI - 2; AP - 2)

1 - Pacific-10 Conference Games

2 - NCAA Second Round (Pauley Pavilion)

3 - NCAA West Regional (Provo, UT)

1977-78

Overall: 25-3 Pacific-8: 14-0 (1st)

Championships Won: Pacific-8

Coach: Gary Cunningham

Date	Opponent	AP Rk	Site	Score	W/L
11/26	BYU	6/-	H	75-73	W

11/27	Seattle University	6/-	H	106-73	W
12/2	Colorado	6/-	H	104-70	W
12/3	Santa Clara	6/-	H	88-79	W
12/10	Notre Dame	5/3	H	66-69	L
12/16	Southern Illinois	8/-	H	90-75	W
12/17	UC Santa Barbara	8/-	H	71-55	W
12/22	San Jose State	7/-	H	109-69	W
12/23	New Mexico State	7/-	H	86-67	W
12/29	Arizona	8/-	H	85-63	W
1/6	Washington ¹	7/-	A	79-60	W
1/8	Washington State ¹	7/-	A	70-55	W
1/13	Oregon ¹	7/-	H	90-72	W
1/14	Oregon State ¹	7/-	H	77-60	W
1/22	Notre Dame	3/7	A	73-75	L
1/28	USC ¹	6/-	H	83-71	W
2/2	Stanford ¹	5/-	H	101-64	W
2/4	California ¹	5/-	H	94-75	W
2/10	California ¹	5/-	A	78-64	W
2/11	Stanford ¹	5/-	A	79-63	W
2/17	Washington State ¹	4/-	H	60-59	W
2/18	Washington ¹	4/-	H	104-64	W
2/23	Oregon State ¹	3/-	A	96-58	W
2/25	Oregon ¹	3/-	A	83-57	W
3/3	USC ¹	2/-	A	91-78	W
3/5	Michigan	2/-	H	96-70	W
3/11	Kansas ²	2/9	N	83-76	W
3/16	Arkansas ³	2/5	N	70-74	L

(Final Polls: UPI - 2; AP - 2)

1 - Pacific-8 Conference Games

2 - NCAA First Round (Eugene, OR)

3 - NCAA West Regional (Albuquerque, NM)

1976-77

Overall: 24-5 Pacific-8: 11-3 (1st)

Championships Won: Pacific-8

Coach: Gene Bartow

Date	Opponent	AP Rk	Site	Score	W/L
11/26	San Diego State	4/-	H	74-64	W
11/27	DePaul	4/18	H	76-69	W
12/1	Jacksonville	3/-	H	99-68	W
12/11	Notre Dame	3/7	H	63-66	L
12/17	Rice	9/-	H	107-60	W
12/18	Tulsa	9/-	H	110-85	W
12/22	San Jose State	8/-	H	89-74	W
12/23	William and Mary	8/-	H	59-55	W
12/28	SMU	8/-	H	99-71	W
12/29	Utah State	8/-	H	88-68	W
1/2	Houston	8/-	H	96-83	W
1/7	Oregon ¹	7/-	H	60-61	L
1/8	Oregon State ¹	7/-	H	83-66	W
1/13	California ¹	12/-	A	82-74	W
1/15	Stanford ¹	12/-	A	100-86	W
1/23	Notre Dame	10/-	A	70-65	W
1/28	USC ¹	8/-	H	77-59	W
1/30	Tennessee ²	8/7	N	103-89	W
2/3	Washington ¹	2/-	H	75-65	W
2/5	Washington State ¹	2/-	H	72-59	W
2/10	Washington State ¹	2/-	A	65-62	W
2/12	Washington ¹	2/-	A	73-78	L
2/17	Oregon State ¹	3/-	A	89-76	W
2/19	Oregon ¹	3/-	A	55-65	L
2/24	Stanford ¹	5/-	H	114-83	W
2/26	California ¹	5/-	H	91-69	W
3/5	USC ¹	4/-	A	78-69	W
3/12	Louisville ³	2/14	N	87-79	W
3/17	Idaho State ⁴	2/-	N	75-76	L

(Final Polls: UPI - 4; AP - 2)

1 - Pacific-8 Conference Games

2 - Game played in Atlanta, GA

3 - NCAA First Round (Pocatello, ID)

4 - NCAA West Regional (Provo, UT)

1975-76

Overall: 28-4 Pacific-8: 13-1 (1st)

Championships Won: Pacific-8, Bruin Classic

Coach: Gene Bartow

Date	Opponent	AP Rk	Site	Score	W/L
11/29	Indiana ²	2/1	N	64-84	L
12/5	San Jose State	5/-	H	90-60	W
12/6	Southern Illinois	5/-	H	81-60	W
12/15	San Diego State	5/-	H	101-86	W
12/18	Missouri	6/-	H	83-71	W
12/20	Seattle University	6/-	H	106-72	W
12/23	Baylor	4/-	H	96-75	W
12/29	Santa Clara ³	4/-	H	52-48	W
12/30	Purdue ³	4/-	H	99-86	W
1/2	Denver	4/-	H	111-79	W
1/3	Notre Dame	4/5	H	86-70	W
1/8	Oregon ¹	3/-	A	62-61	W
1/10	Oregon State ¹	3/-	A	58-75	W*
1/16	Stanford ¹	8/-	H	68-67	W
1/17	California ¹	8/-	H	80-71	W
1/22	UC Santa Barbara	6/-	H	64-50	W
1/24	Notre Dame	6/15	A	85-95	L
1/31	USC ¹	12/-	H	68-62	W

2/5	Washington ¹	9/6	A	92-87	W
2/7	Washington State ¹	9/-	A	91-71	W
2/12	Washington State ¹	6/-	H	104-78	W
2/14	Washington ¹	6/9	H	78-76	W
2/19	Oregon State ¹	5/-	H	78-69	W
2/21	Oregon ¹	5/-	H	45-65	L
2/27	California ¹	9/-	A	113-93	W
2/28	Stanford ¹	9/-	A	120-74	W
3/6	USC ¹	7/-	A	87-73	W
3/13	San Diego State ⁴	6/-	N	74-64	W
3/18	Pepperdine ⁵	5/20	H	70-61	W
3/20	Arizona ⁶	5/15	H	82-66	W
3/27	Indiana ⁶	5/1	N	51-65	L
3/29	Rutgers ⁷	5/4	N	106-92	W

(Final Polls: UPI - 5; AP - 5)

1 - Pacific-8 Conference Games

2 - Game played in St. Louis, MO

3 - Bruin Classic (Pauley Pavilion)

4 - NCAA First Round (Eugene, OR)

5 - NCAA West Regional (Pauley Pavilion)

6 - NCAA Semifinals (Philadelphia, PA)

7 - NCAA Consolation Game (Philadelphia, PA)

1974-75

Overall: 28-3 Pacific-8: 12-2 (1st)

Championships Won: NCAA, Pacific-8, Maryland Invite

Coach: John Wooden

Date	Opponent	AP Rk	Site	Score	W/L
11/29	Wichita State	2/-	H	85-74	W
11/30	DePaul	2/-	H	79-64	W
12/6	Loyola-Chicago	2/-	H	84-67	W
12/7	Oklahoma State	2/-	H	82-51	W
12/20	Memphis	3/-	H	113-94	W
12/21	Notre Dame	3/12	H	85-72	W
12/27	St. Bonaventure ²	3/-	N	78-62	W
12/28	Maryland ²	3/5	A	81-75	W
1/3	Davidson	3/-	H	91-64	W
1/4	Oklahoma	3/-	H	111-66	W
1/9	Washington ¹	2/-	H	92-82	W
1/11	Washington State ¹	2/-	H	77-69	W
1/17	Stanford ¹	2/-	A	60-64	L
1/18	California ¹	2/-	A	102-72	W
1/23	UC Santa Barbara	4/-	H	104-76	W
1/25	Notre Dame	4/-	A	78-84	L
2/1	USC ¹	4/6	H	89-84	W

Year-by-Year Results

3/2	Stanford ¹	3/-	A	62-60	W
3/9	USC ¹	3/7	A	82-52	W
3/14	Dayton ⁶	2/20	N	111-100	3ot W
3/16	San Francisco ⁶	2/-	N	83-60	W
3/23	North Carolina State ⁷	2/10	N	77-80	2ot L
3/25	Kansas ⁶	2/6	N	78-61	W

(Final Polls: UPI - 2; AP - 2)

- 1 - Pacific-8 Conference Games
- 2 - Game played in St. Louis, MO
- 3 - Bruin Classic (Pauley Pavilion)
- 4 - Game played in Chicago, IL
- 5 - Game played in Oakland, CA
- 6 - NCAA West Regional (Tucson, AZ)
- 7 - NCAA Semifinals (Greensboro, NC)
- 8 - NCAA Consolation Game (Greensboro, NC)

1972-73

Overall: 30-0		Pacific-8: 14-0 (1st)			
Championships Won: NCAA, Pac-8, Sugar Bowl Tourney					
Coach: John Wooden					
Date	Opponent	AP Rk	Site	Score	W/L
11/25	Wisconsin	1/-	H	94-53	W
12/1	Bradley	1/-	H	73-38	W
12/2	Pacific	1/-	H	81-48	W
12/16	UC Santa Barbara	1/-	H	98-67	W
12/22	Pittsburgh	1/-	H	89-73	W
12/23	Notre Dame	1/-	H	82-56	W
12/29	Drake ²	1/-	N	85-72	W
12/30	Illinois ²	1/-	N	71-64	W
1/5	Oregon ¹	1/-	H	64-38	W
1/6	Oregon State ¹	1/-	H	87-61	W
1/12	Stanford ¹	1/-	A	82-67	W
1/13	California ¹	1/-	A	69-50	W
1/19	San Francisco	1/10	H	92-64	W
1/20	Providence	1/9	H	101-77	W
1/25	Loyola-Chicago	1/-	A	87-73	W
1/27	Notre Dame	1/-	A	82-63	W
2/3	USC ¹	1/20	A	79-56	W
2/10	Washington State ¹	1/-	A	88-50	W
2/12	Washington ¹	1/-	A	76-67	W
2/16	Washington ¹	1/-	H	93-62	W
2/17	Washington State ¹	1/-	H	96-64	W
2/22	Oregon ¹	1/-	A	72-61	W
2/24	Oregon State ¹	1/-	A	73-67	W
3/2	California ¹	1/-	H	90-65	W
3/3	Stanford ¹	1/-	H	51-45	W
3/10	USC ¹	1/-	H	76-56	W
3/15	Arizona State ³	1/16	H	98-81	W
3/17	San Francisco ³	1/20	H	54-39	W
3/24	Indiana ⁴	1/6	N	70-59	W
3/26	Memphis ⁴	1/-	N	87-66	W

(Final Polls: UPI - 1; AP - 1)

- 1 - Pacific-8 Conference Games
- 2 - Sugar Bowl Tournament (New Orleans, LA)
- 3 - NCAA West Regional (Pauley Pavilion)
- 4 - NCAA Final Four (St. Louis, MO)

1971-72

Overall: 30-0		Pacific-8: 14-0 (1st)			
Championships Won: NCAA, Pacific-8, Bruin Classic					
Coach: John Wooden					
Date	Opponent	AP Rk	Site	Score	W/L
12/3	The Citadel	1/-	H	105-49	W
12/4	Iowa	1/-	H	106-72	W
12/10	Iowa State	1/-	H	110-81	W
12/11	Texas A&M	1/-	H	117-53	W
12/22	Notre Dame	1/-	H	114-56	W
12/23	TCU	1/-	H	119-81	W
12/29	Texas ²	1/-	H	115-65	W
12/30	Ohio State ²	1/6	H	79-53	W
1/7	Oregon State ¹	1/-	A	78-72	W
1/8	Oregon ¹	1/-	A	93-68	W
1/14	Stanford ¹	1/-	H	118-79	W
1/15	California ¹	1/-	H	82-43	W
1/21	Santa Clara	1/-	H	92-57	W
1/22	Denver	1/-	H	108-61	W
1/28	Loyola-Chicago	1/-	A	92-64	W
1/29	Notre Dame	1/-	A	57-32	W
2/5	USC ¹	1/-	H	81-56	W
2/11	Washington State ¹	1/-	H	89-58	W
2/12	Washington ¹	1/-	H	109-70	W
2/19	Washington ¹	1/-	A	100-83	W
2/21	Washington State ¹	1/-	A	85-55	W
2/25	Oregon ¹	1/-	H	92-70	W
2/26	Oregon State ¹	1/-	H	91-72	W
3/3	California ¹	1/-	A	85-71	W
3/4	Stanford ¹	1/-	A	102-73	W
3/10	USC ¹	1/-	A	79-66	W
3/16	Weber State ³	1/-	N	90-58	W
3/18	Long Beach State ³	1/5	N	73-57	W
3/23	Louisville ⁴	1/4	N	96-77	W
3/25	Florida State ⁴	1/10	N	81-76	W

(Final Polls: UPI - 1; AP - 1)

- 1 - Pacific-8 Conference Games
- 2 - Bruin Classic (Pauley Pavilion)
- 3 - NCAA West Regional (Provo, UT)
- 4 - NCAA Final Four (Los Angeles Sports Arena)

1970-71

Overall: 29-1					
Pacific-8: 14-0 (1st)					
Championships Won: NCAA, Pacific-8, Steel Bowl					
Coach: John Wooden					
Date	Opponent	AP Rk	Site	Score	W/L
12/4	Baylor	1/-	H	108-77	W
12/5	Rice	1/-	H	124-78	W
12/11	Pacific	1/-	H	100-88	W
12/12	Tulsa	1/-	H	95-75	W
12/22	Missouri	1/-	H	94-75	W
12/23	Saint Louis	1/-	H	79-65	W
12/29	William and Mary ²	1/-	N	90-71	W
12/30	Pittsburgh ²	1/-	A	77-65	W
1/2	Dayton	1/-	H	106-82	W
1/8	Washington ¹	1/-	H	78-69	W
1/9	Washington State ¹	1/-	H	95-71	W
1/15	Stanford ¹	1/-	A	58-53	W
1/16	California ¹	1/-	A	94-76	W
1/22	Loyola-Chicago	1/-	A	87-62	W
1/23	Notre Dame	1/9	A	82-89	L
1/30	UC Santa Barbara	2/-	H	74-61	W
2/6	USC ¹	3/2	A	64-60	W
2/12	Oregon ¹	1/-	A	69-68	W
2/13	Oregon State ¹	1/-	A	67-65	W
2/19	Oregon State ¹	1/-	H	94-64	W
2/20	Oregon ¹	1/-	H	74-67	W
2/27	Washington State ¹	1/-	A	57-53	W
3/1	Washington ¹	1/-	A	71-69	W
3/5	California ¹	1/-	H	103-69	W
3/6	Stanford ¹	1/-	H	107-72	W
3/13	USC ¹	1/3	H	73-62	W
3/18	BYU ³	1/20	N	91-73	W
3/20	Long Beach State ³	1/16	N	57-55	W
3/25	Kansas ⁴	1/4	N	68-60	W
3/27	Villanova ⁴	1/19	N	68-62	W

(Final Polls: UPI - 1; AP - 1)

- 1 - Pacific-8 Conference Games
- 2 - Steel Bowl (Pittsburgh, PA)
- 3 - NCAA West Regional (Salt Lake City, UT)
- 4 - NCAA Final Four (Houston, TX)

1969-70

Overall: 28-2		Pacific-8: 12-2 (1st)			
Championships Won: NCAA, Pacific-8, Bruin Classic					
Coach: John Wooden					
Date	Opponent	AP Rk	Site	Score	W/L
12/1	Arizona	4/-	H	90-65	W
12/6	Minnesota	4/-	A	72-71	W
12/12	Miami (Florida)	2/-	H	127-69	W
12/13	LSU	2/-	H	133-84	W
12/23	Texas	2/-	H	99-54	W
12/27	Georgia Tech ²	2/-	H	121-90	W
12/29	Princeton ²	2/-	H	76-75	W
1/3	Notre Dame	2/13	H	108-77	W
1/9	Oregon ¹	1/-	H	75-58	W
1/10	Oregon State ¹	1/-	H	72-71	W
1/16	Bradley ³	1/-	N	61-58	W
1/17	Loyola-Chicago	1/-	A	94-72	W
1/23	UC Santa Barbara	1/-	H	89-80	W
1/24	Wyoming	1/-	H	115-77	W
1/30	California ¹	1/-	A	87-72	W
1/31	Stanford ¹	1/-	A	102-84	W
2/7	Washington ¹	1/-	A	66-56	W
2/9	Washington State ¹	1/-	A	72-70	W
2/13	Washington State ¹	1/-	H	95-61	W
2/14	Washington ¹	1/-	H	101-85	W
2/20	Oregon State ¹	1/-	A	71-56	W
2/21	Oregon ¹	1/-	A	65-78	L
2/27	Stanford ¹	2/-	H	120-90	W
2/28	California ¹	2/-	H	109-95	W
3/6	USC ¹	1/-	H	86-87	L
3/7	USC ¹	1/-	A	91-78	W
3/12	Long Beach State ⁴	2/-	N	88-65	W
3/14	Utah State ⁴	2/16	N	101-79	W
3/19	New Mexico State ⁵	2/5	N	93-77	W
3/21	Jacksonville ⁵	2/4	N	80-69	W

(Final Polls: UPI - 2; AP - 2)

- 1 - Pacific-8 Conference Games
- 2 - Bruin Classic (Pauley Pavilion)
- 3 - Game played at Chicago Stadium (Chicago, IL)
- 4 - NCAA West Regional (Seattle, WA)
- 5 - NCAA Final Four (College Park, MD)

1968-69

Overall: 29-1		Pacific-8: 13-1 (1st)			
Championships Won: NCAA, Pacific-8, ECAC Holiday Festival					
Coach: John Wooden					
Date	Opponent	AP Rk	Site	Score	W/L
11/30	Purdue	1/10	H	94-82	W
12/6	Ohio State	1/13	A	84-73	W
12/7	Notre Dame	1/5	A	88-75	W
12/20	Minnesota	1/-	H	90-51	W
12/21	West Virginia	1/-	H	95-56	W

12/27	Providence ²	1/-	N	98-81	W
12/28	Princeton ²	1/-	N	83-67	W
12/30	St. John's ²	1/-	A	74-56	W
1/4	Tulane	1/-	H	96-64	W
1/10	Oregon ¹	1/-	A	93-64	W
1/11	Oregon State ¹	1/-	A	83-64	W
1/18	Houston	1/-	H	100-64	W
1/24	Northwestern ³	1/-	N	81-67	W
1/25	Loyola-Chicago	1/-	A	84-65	W
1/31	California ¹	1/-	H	109-74	W
2/1	Stanford ¹	1/-	H	98-61	W
2/7	Washington ¹	1/-	H	62-51	W
2/8	Washington State ¹	1/-	H	108-80	W
2/15	Washington State ¹	1/-	A	83-59	W
2/17	Washington ¹	1/-	A	53-44	W
2/21	Oregon State ¹	1/-	H	91-66	W
2/22	Oregon ¹	1/-	H	103-69	W
2/28	Stanford ¹	1/-	A	81-60	W
3/1	California ¹	1/-	A	84-77	W
3/7	USC ¹	1/-	A	61-55	W
3/8	USC ¹	1/-	H	44-46	L
3/13	New Mexico State ⁴	1/12	H	53-38	W
3/15	Santa Clara ⁴	1/3	H	90-52	W
3/20	Drake ⁵	1/11	N	85-82	W
3/22	Purdue ⁵	1/6	N	92-72	W

(Final Polls: UPI - 1; AP - 1)

- 1 - Pacific-8 Conference Games
- 2 - ECAC Holiday Festival (New York, NY)
- 3 - Game played at Chicago Stadium (Chicago, IL)
- 4 - NCAA West Regional (Pauley Pavilion)
- 5 - NCAA Final Four (Louisville, KY)

1967-68

Overall: 29-1 AAWU: 14-0 (1st)					
Championships Won: NCAA, AAWU, L.A. Classic					
Coach: John Wooden					
Date	Opponent	AP Rk	Site	Score	W/L
12/2	Purdue	1/-	A	73-71	W
12/8	Wichita State	1/-	H	120-86	W
12/9	Iowa State	1/-	H	121-80	W
12/22	Bradley	1/10	H	109-73	W
12/23	Notre Dame	1/-	H	114-63	W
12/27	Minnesota ²	1/-	N	95-55	W
12/29	Saint Louis ²	1/-	N	108-67	W
12/30	Wyoming ²	1/-	N	104-71	W
1/5	Washington State ¹	1/-	H	97-69	W
1/6	Washington ¹	1/-	H	93-65	W
1/12	California ¹	1/-	A	94-64	W
1/13	Stanford ¹	1/-	A	75-63	W
1/18	Portland	1/-	H	93-69	W
1/20	Houston ³	1/2	N	69-71	L
1/26	Holy Cross ⁴	2/-	N	90-67	W
1/27	Boston College ⁴	2/-	N	84-77	W
2/3	USC ¹	2/-	H	101-67	W
2/9	Oregon State ¹	2/-	A	55-52	W
2/10	Oregon ¹	2/-	A	104-63	W
2/16	Oregon ¹	2/-	H	119-78	W
2/17	Oregon State ¹	2/-	H	88-71	W
2/24	Washington ¹	2/-	A	84-64	W
2/26	Washington State ¹	2/-	A	101-70	W
3/1	Stanford ¹	2/-	H	100-62	W
3/2	California ¹	2/-	H	115-71	W
3/9	USC ¹	2/-	A	72-64	W
3/15	New Mexico State ⁵	2/-	N	58-49	W
3/16	Santa Clara ⁵	2/-	N	87-66	W
3/22	Houston ⁶	2/1	N	101-69	W
3/23	North Carolina ⁶	2/4	N	78-55	W

Year-by-Year Results

1/21	UC Santa Barbara	1/-	H	119-75	W
1/28	Loyola-Chicago	1/-	A	82-67	W
1/29	Illinois ³	1/-	A	120-82	W
2/4	USC ¹	1/-	A	40-35	ot W
2/10	Oregon State ¹	1/-	H	76-44	W
2/11	Oregon ¹	1/-	H	100-66	W
2/17	Oregon ¹	1/-	A	34-25	W
2/18	Oregon State ¹	1/-	A	72-50	W
2/24	Washington ¹	1/-	H	71-43	W
2/25	Washington State ¹	1/-	H	100-78	W
3/3	Stanford ¹	1/-	A	75-47	W
3/4	California ¹	1/-	A	103-66	W
3/11	USC ¹	1/-	H	83-55	W
3/17	Wyoming ⁴	1/-	N	109-60	W
3/18	Pacific ⁴	1/-	N	80-64	W
3/24	Houston ⁵	1/7	N	73-58	W
3/25	Dayton ⁵	1/-	N	79-64	W

(Final Polls: UPI - 1; AP - 1)

1 - Athletic Association of Western Universities Games

2 - L.A. Classic (Pauley Pavilion)

3 - Game played at Chicago Stadium (Chicago, IL)

4 - NCAA West Regional (Corvallis, OR)

5 - NCAA Final Four (Louisville, KY)

1965-66

Overall: 18-8 **AAWU:** 10-4 (2nd)

Championships Won: NCAA, AAWU, L.A. Classic

Coach: John Wooden

Date	Opponent	AP Rk	Site	Score	W/L
12/3	Ohio State	1/-	H	92-66	W
12/4	Illinois	1/-	H	97-79	W
12/10	Duke	1/6	A	66-82	L
12/11	Duke ²	1/6	N	75-94	L
12/17	Kansas	8/4	H	78-71	W
12/18	Cincinnati ³	8/-	N	76-82	L
12/21	USC		A	86-67	W
12/27	LSU ³		N	95-89	W
12/29	Purdue ³		N	82-70	W
12/30	USC ³		A	94-76	W
1/7	Oregon State ¹	10/-	H	79-35	W
1/8	Oregon ¹	10/-	H	97-65	W
1/14	California ¹	9/-	A	75-66	W
1/15	Stanford ¹	9/-	A	69-74	L
1/28	Loyola-Chicago	10/7	A	96-102	L
1/31	Arizona ¹	10/-	H	84-67	W
2/5	Washington State ¹		A	83-84	L
2/7	Washington ¹		A	89-67	W
2/11	Washington State ¹		H	88-61	W
2/12	Washington ¹		H	100-71	W
2/18	Oregon State ¹		A	51-64	L
2/19	Oregon ¹		A	72-79	L
2/25	California ¹		H	95-79	W
2/26	Stanford ¹		H	70-58	W
3/4	USC ¹		H	94-79	W
3/5	USC ¹		A	99-62	W

(Final Polls: UPI - NR; AP - NR)

1 - Athletic Association of Western Universities Games

2 - Game played in Charlotte, NC

3 - L.A. Classic (Los Angeles Sports Arena)

1964-65

Overall: 28-2 **AAWU:** 14-0 (1st)

Championships Won: NCAA, AAWU, L.A. Classic, Milwaukee Classic

Coach: John Wooden

Date	Opponent	AP Rk	Site	Score	W/L
12/4	Illinois	2/-	A	83-110	L
12/5	Indiana State	2/-	A	112-76	W
12/11	Arizona State	7/-	H	107-76	W
12/12	Oklahoma State	7/-	H	68-52	W
12/18	Marquette ²	5/-	A	61-52	W
12/19	Boston College ²	5/-	N	115-93	W
12/22	USC	4/-	A	84-75	W
12/28	Arizona ³	4/-	H	99-79	W
12/29	Minnesota ³	4/-	H	93-77	W
12/30	Utah ³	4/-	H	104-74	W
1/8	Oregon ¹	1/-	A	91-74	W
1/9	Oregon State ¹	1/-	A	83-53	W
1/15	California ¹	1/-	H	76-54	W
1/16	Stanford ¹	1/-	H	80-66	W
1/29	Iowa ⁴	1/-	N	82-87	L
1/30	Loyola-Chicago	1/-	A	85-72	W
2/5	Washington State ¹	2/-	H	93-41	W
2/6	Washington ¹	2/-	H	78-75	W
2/12	Washington ¹	2/-	A	83-73	W
2/13	Washington State ¹	2/-	A	70-68	W
2/19	Oregon State ¹	2/-	H	73-55	W
2/20	Oregon ¹	2/-	H	74-64	W
2/26	Stanford ¹	2/-	A	83-67	W
2/27	California ¹	2/-	A	83-68	W
3/5	USC ¹	2/-	H	77-71	W
3/6	USC ¹	2/-	H	52-50	W
3/12	BYU ⁵	2/-	A	100-76	W
3/13	San Francisco ⁵	2/-	N	101-93	W

3/19	Wichita State ⁶	2/-	N	108-89	W
3/20	Michigan ⁶	2/1	N	91-80	W

(Final Polls: UPI - 2; AP - 2)

1 - Athletic Association of Western Universities Games

2 - Milwaukee Classic (Milwaukee, WI)

3 - L.A. Classic (Pauley Pavilion)

4 - Game played at Chicago Stadium (Chicago, IL)

5 - NCAA West Regional (Provo, UT)

6 - NCAA Final Four (Portland, OR)

1963-64

Overall: 30-0 **AAWU:** 15-0 (1st)

Championships Won: NCAA, AAWU, L.A. Classic

Coach: John Wooden

Date	Opponent	AP Rk	Site	Score	W/L
12/6	BYU		H	113-71	W
12/7	Butler		H	80-65	W
12/13	Kansas State ²		N	78-75	W
12/14	Kansas ²		N	74-54	W
12/20	Baylor ⁴	6/-	N	112-61	W
12/21	Creighton ⁴	6/-	N	95-79	W
12/26	Yale ⁵	4/-	H	95-65	W
12/27	Michigan ⁵	4/3	H	98-80	W
12/28	Illinois ⁵	4/-	H	83-79	W
1/3	Washington State ¹	2/-	A	88-83	W
1/4	Washington State ¹	2/-	A	121-77	W
1/10	USC ¹	1/-	H	79-59	W
1/11	USC ¹	1/-	H	78-71	W
1/17	Stanford ¹	1/-	H	84-71	W
1/18	Stanford ¹	1/-	H	80-61	W
1/31	UC Santa Barbara	1/-	A	107-76	W
2/1	UC Santa Barbara	1/-	H	87-59	W
2/7	California ¹	1/-	A	87-67	W
2/8	California ¹	1/-	A	58-56	W
2/14	Washington ¹	1/-	H	73-58	W
2/15	Washington ¹	1/-	H	88-60	W
2/22	Stanford ¹	1/-	A	100-88	W
2/24	Washington ¹	1/-	A	78-64	W
2/29	Washington State ¹	1/-	H	93-56	W
3/2	California ¹	1/-	H	87-57	W
3/6	USC ¹	1/-	H	91-81	W
3/13	Seattle ⁶	1/-	N	95-90	W
3/14	San Francisco ⁶	1/-	N	76-72	W
3/20	Kansas State ⁷	1/-	N	90-84	W
3/21	Duke ⁷	1/3	N	98-83	W

(Final Polls: UPI - 1; AP - 1)

1 - Athletic Association of Western Universities Games

2 - Game played in Lawrence, KS

3 - Game played in Manhattan, KS

4 - Games played in Long Beach, CA

5 - L.A. Classic (Pauley Pavilion)

6 - NCAA West Regional (Corvallis, OR)

7 - NCAA Final Four (Kansas City, MO)

1962-63

Overall: 20-9 **AAWU:** 8-5 (T-1st)

Championships Won: Co-AAWU, L.A. Classic

Coach: John Wooden

Date	Opponent	AP Rk	Site	Score	W/L
11/30	Denver		H	70-41	W
12/1	Santa Clara		H	66-41	W
12/7	Colorado		A	60-82	L
12/8	Colorado State		A	65-66	L
12/14	Oklahoma		H	101-64	W
12/15	Missouri		H	72-55	W
12/18	Butler		A	81-68	W
12/20	Northwestern		A	70-63	W
12/22	Wisconsin		A	77-63	W
12/26	Utah State ²		H	89-75	W
12/28	Saint Louis ²		H	85-66	W
12/29	Colorado State ²		H	68-64	W
1/4	Washington ¹	9/-	A	61-62	L
1/5	Washington ¹	9/-	A	63-67	L
1/12	California ¹		H	63-58	W
1/25	Texas Tech		A	83-63	W
1/26	Texas Tech		A	103-80	W
2/1	USC ¹		H	77-65	W
2/2	USC ¹		H	86-72	W
2/9	Stanford ¹	-/10	A	78-86	L
2/22	Stanford ¹		A	69-73	L
2/23	California ¹		A	64-57	W
3/1	USC ¹		H	60-62	L
3/2	Washington ¹		H	80-52	W
3/8	Stanford ¹	-/9	H	64-54	W
3/9	California ¹		H	72-53	W
3/13	Stanford ¹		H	51-45	W
3/15	Arizona State ³	-/4	N	79-93	L
3/16	San Francisco ⁴		N	75-76	L

(Final Polls: UPI - 15; AP - NR)

1 - Athletic Association of Western Universities Games

2 - L.A. Classic (Pauley Pavilion)

3 - NCAA West Regional First Round (Provo, UT)

4 - NCAA West Regional Consolation Game (Provo, UT)

1961-62

Overall: 18-11 **AAWU:** 10-2 (1st)

Championships Won: NCAA Far West Regional, AAWU

Coach: John Wooden

Date	Opponent	AP Rk	Site	Score	W/L
12/1	BYU		A	66-68	L
12/2	BYU		A	83-86	L
12/9	Kansas		H	69-61	W
12/15	DePauw		H	91-62	W
12/16	Colorado State		H	68-69	L
12/20	Creighton		A	72-74	L
12/22	Houston		A	65-91	L
12/23	Texas A&M ²		N	81-71	W
12/27	Army ³		H	86-72	W
12/28	Ohio State ³	-/1	H	84-105	L
12/29	Utah ³		H	79-88	L
1/5	Washington ¹		H	72-57	W
1/6	Washington ¹		H	75-63	W
1/13	California ¹		A	71-60	W
1/26	Texas Tech		H	89-60	W
1/27	Texas Tech		H	87-58	W
2/2	USC ¹	-/5	H	73-59	W
2/10	Stanford ¹		H	82-64	W
2/16	USC ¹		H	60-74	L
2/17	USC ¹		H	69-62	W
2/23	California ¹		H	68-62	W
2/24	Stanford ¹		H	75-65	W
3/2	Washington ¹		A	69-66	W
3/9	Stanford ¹		A	67-82	L
3/10	California ¹		A	66-54	W
3/16	Utah State ⁴		N	73-62	W
3/17	Oregon State ⁴		N	88-69	W
3/23	Cincinnati ⁵	-/2	N	70-72	L
3/24	Wake Forest ⁶		N	80-82	L

(Final Polls: UPI - 17; AP - 19)

1 - Athletic Association of Western Universities Games

2 - Game played in Houston, TX

3 - L.A. Classic (Pauley Pavilion)

4 - NCAA West Regional (Provo, UT)

5 - NCAA Semifinals (Louisville, KY)

6 - NCAA Consolation Game (Louisville, KY)

1960-61

Overall: 18-8 **AAWU:** 7-5 (2nd)

Coach: John Wooden

Date	Opponent	AP Rk	Site	Score	W/L
12/2	Oklahoma State		A	58-64	L
12/3	Tulsa		A	94-74	W
12/9	Kansas State		H	83-73	W
12/10	New York University		H	93-69	W
12/16	Notre Dame	13/-	H	85-54	W
12/17	Butler	13/-	H	73-61	W
12/28	Michigan State ²	16/-	H	98-61	W
12/29	Indiana ²	16/4	H	94-72	W
12/30	Iowa ²	16/-	H	65-71	L
1/6	Washington ¹	9/-	A	45-58	L
1/7	Washington ¹	9/-	A	62-58	W
1/13	Arizona	10/-	H	90-68	W
1/14	California ¹	10/-	H	54-46	W
1/27	Denver		H	85-64	W
1/28	Air Force		H	89-78	W
2/3	USC ¹	-/9	H	63-78	L
2/4	USC ¹	-/9	H	86-83	W
2/11	Stanford ¹		A	65-79	L
2/17	Kentucky		A	76-77	L
2/18	Loyola-Chicago		A	87-82	W
2/24	California ¹		A	65-66	L
2/25	Stanford ¹		A	70-56	W
3/3	USC ¹	-/10	H	85-86	L
3/4	Washington ¹		H	84-58	W
3/10	Stanford ¹		H	69-55	W
3/11	California ¹		H	59-55	W

Year-by-Year Results

1/8	California ¹	-/2	A	47-59	L
1/15	USC ¹	-/10	H	63-62	W
1/29	Denver		A	68-71	L
1/30	Air Force		A	76-75	W
2/5	New Mexico State		H	66-56	W
2/6	Stanford ¹		H	67-54	W
2/12	Stanford ¹		A	58-52	W
2/13	California ¹	-/3	A	45-53	L
2/19	Stanford ¹		H	49-48	W
2/20	California ¹	-/3	H	57-67	L
2/27	Washington ¹		A	73-84	L
3/4	USC ¹		H	71-91	L
3/5	USC ¹		H	72-70	W

(Final Polls: UPI - NR; AP - NR)

1 - Athletic Association of Western Universities Games

2 - L.A. Classic (Pauley Pavilion)

1958-59

Overall: 16-9 **PCC:** 10-6 (T-3rd)

Coach: John Wooden

Date	Opponent	AP Rk	Site	Score	W/L
12/5	Saint Mary's ²		N	59-62	L
12/6	Santa Clara ²		N	42-56	L
12/12	Kansas	-/7	H	72-61	W
12/13	Iowa State		H	65-63	W
12/19	Colorado	19/-	H	58-48	W
12/20	Colorado	19/-	H	56-54	W
12/26	Santa Clara		H	47-49	L
12/27	Denver		H	71-57	W
1/2	Idaho ¹		A	62-53	W
1/3	Washington State ¹		A	54-71	L
1/5	Washington ¹		A	63-68	L
1/9	Washington State ¹		H	68-41	W
1/10	Oregon State ¹		H	73-62	W
1/16	USC ¹		H	57-53	W
1/17	USC ¹		H	65-63	W
1/30	UC Santa Barbara		H	63-59	W
2/6	California ¹	-/19	H	58-60	L
2/7	Idaho ¹		H	87-91	L
2/13	Stanford ¹		A	61-69	L
2/14	California ¹	-/18	A	51-64	L
2/20	Oregon ¹		H	70-53	W
2/21	Stanford ¹		H	64-51	W
2/27	Oregon State ¹		A	71-59	W
2/28	Oregon ¹		A	69-62	W
3/6	Washington ¹		H	56-55	W

(Final Polls: UPI - NR; AP - NR)

1 - Pacific Coast Conference Games

2 - Games played in San Francisco, CA

1957-58

Overall: 16-10 **PCC:** 10-6 (3rd)

Coach: John Wooden

Date	Opponent	AP Rk	Site	Score	W/L
12/6	Saint Mary's		H	70-64	W
12/7	Oklahoma		H	65-53	W
12/13	DePauw	13/-	H	82-52	W
12/14	DePauw	13/-	H	73-48	W
12/18	Wichita State	13/-	A	68-83	L
12/20	Bradley	13/11	A	43-67	L
12/21	Evansville	13/-	A	76-83	L
12/27	Michigan State	-/8	H	61-63	L
12/28	Ohio State		H	98-78	W
1/3	Oregon ¹		A	64-58	W
1/4	Oregon State ¹	-/18	A	61-68	L
1/10	Oregon ¹		H	73-64	W
1/11	Idaho ¹		H	64-56	W
1/17	USC ¹		H	52-51	W
1/18	USC ¹		H	80-75	W
1/31	Santa Clara ²		N	77-56	W
2/7	Washington State ¹		H	72-64	W
2/8	California ¹		H	58-61	L
2/14	Washington State ¹		A	64-44	W
2/15	Idaho ¹		A	67-73	L
2/17	Washington ¹		A	67-62	W
2/21	Stanford ^{1,3}		N	46-43	W
2/22	Oregon State ^{1,3}		N	61-77	L
2/28	California ¹	-/19	A	50-56	L
3/1	Stanford ¹		A	50-57	L
3/8	Washington ¹		H	89-68	W

(Final Polls: UPI - NR; AP - NR)

1 - Pacific Coast Conference Games

2 - Game played in Bakersfield, CA

3 - Games played in Long Beach, CA

1956-57

Overall: 22-4 **PCC:** 13-3 (T-2nd)

Coach: John Wooden

Date	Opponent	AP Rk	Site	Score	W/L
11/30	Nebraska		H	69-56	W
12/1	Nebraska		H	78-60	W
12/8	Santa Clara ²		N	60-58	W
12/14	BYU		H	74-69	W
12/15	BYU		H	58-59	L

12/21	Missouri		H	77-54	W
12/22	Occidental		H	93-40	W
12/26	Saint Louis	-/5	A	72-66	W
12/28	Butler		A	82-71	W
12/29	Indiana		A	52-48	W
1/4	Idaho ¹	8/-	A	64-63	W
1/5	Idaho ¹	8/-	A	69-68	W
1/11	Washington State ¹	8/-	H	87-65	W
1/12	Washington State ¹	8/-	H	83-62	W
2/1	Oregon State ^{1,3}	5/-	N	59-37	W
2/2	Oregon State ^{1,3}	5/-	N	64-53	W
2/8	Washington ¹	5/-	A	68-65	W
2/9	Washington ¹	5/-	A	74-90	L
2/15	Stanford ¹	7/-	H	86-63	W
2/16	Stanford ¹	7/-	H	79-61	W
2/22	Oregon ¹	8/-	A	81-62	W
2/23	Oregon ¹	8/-	A	73-65	W
2/26	USC ¹	6/-	H	80-84	L
3/1	California ¹	6/-	A	71-66	W
3/2	California ¹	6/-	A	68-73	L
3/5	USC ¹	7/-	H	65-55	W

(Final Polls: UPI - 9 (tied); AP - 14)

1 - Pacific Coast Conference Games

2 - Game played in Bakersfield, CA

3 - Games played in Long Beach, CA

1955-56

Overall: 22-6 **PCC:** 16-0 (1st)

Championships Won: PCC

Coach: John Wooden

Date	Opponent	AP Rk	Site	Score	W/L
12/2	BYU		A	58-75	L
12/3	BYU		A	65-67	L
12/9	Denver ²	16/-	N	68-40	W
12/10	Purdue ²	16/-	N	76-60	W
12/16	Nebraska		A	65-71	L
12/17	Wichita State		A	68-76	L
12/26	St. John's ³		A	93-86	W
12/28	Duquesne ³		N	72-57	W
12/30	San Francisco ³	-/1	N	53-70	L
1/6	Idaho ¹		H	92-73	W
1/7	Idaho ¹		H	78-61	W
1/13	Washington State ¹		A	86-72	W
1/14	Washington State ¹		A	95-70	W
1/28	Arizona State		A	99-79	W
2/3	Washington ¹	20/-	H	61-60	W
2/4	Washington ¹	20/-	H	82-75	W
2/10	Stanford ¹	18/-	A	50-48	W
2/11	Stanford ¹	18/-	A	81-72	W
2/17	Oregon State ¹	20/-	A	77-56	W
2/18	Oregon State ¹	20/-	A	72-59	W
2/24	Oregon ¹	15/-	H	95-71	W
2/25	Oregon ¹	15/-	H	108-89	W
3/2	California ¹	13/-	H	85-80	W
3/3	California ¹	13/-	H	84-62	W
3/9	USC ¹	10/-	A	85-70	W
3/10	USC ¹	10/-	A	97-84	W
3/16	San Francisco ⁴	10/1	N	61-72	L
3/17	Seattle University ⁵	10/-	N	94-70	W

(Final Polls: UPI - 9; AP - 8)

1 - Pacific Coast Conference Games

2 - Games played in Long Beach, CA

3 - Games played in New York, NY

4 - NCAA West Regional First Round (Corvallis, OR)

5 - NCAA West Regional Consolation Game (Corvallis, OR)

1954-55

Overall: 21-5 **PCC:** 11-1 (1st-South)

Championships Won: PCC Southern Division

Coach: John Wooden

Date	Opponent	AP Rk	Site	Score	W/L
12/4	Kansas State		H	86-57	W
12/10	Santa Clara	13/-	H	74-39	W
12/11	San Francisco	13/-	H	47-40	W
12/17	Santa Clara	8/-	A	65-58	W
12/18	San Francisco	8/-	A	44-56	L
12/21	Colorado	17/-	H	65-62	W
12/22	New Mexico	17/-	H	106-41	W
12/27	Niagara ²	17/10	N	88-86	W
12/29	La Salle ²	15/3	N	77-85	L
12/31	Dayton ²	15/4	N	104-92	W
1/7	Stanford ¹	7/-	A	56-61	L
1/8	Stanford ¹	7/-	A	91-75	W
1/14	USC ¹	10/18	H	70-67	W
1/15	USC ¹	10/18	H	76-64	W
1/28	UC Santa Barbara	9/-	H	91-62	W
1/29	Cal Poly	9/-	H	84-55	W
2/4	California ¹	8/-	H	83-64	W
2/5	California ¹	8/-	H	84-63	W
2/11	Stanford ¹	8/-	H	85-63	W
2/12	Stanford ¹	8/-	H	72-59	W
2/18	California ¹	9/-	A	55-48	W
2/19	California ¹	9/-	A	84-76	W
2/25	USC ^{1,3}	9/-	A	66-65	W
2/26	USC ^{1,3}	9/-	A	75-55	W
3/4	Oregon State	9/14	A	75-82	L

3/5	Oregon State	9/14	A	64-83	L
-----	--------------	------	---	-------	---

(Final Polls: UPI - 12; AP - 13)

1 - Pacific Coast Conference Games

2 - Games played in New York, NY

3 - Games played in Long Beach, CA

1953-54

Overall: 18-7 **PCC:** 7-5 (2nd-South)

Coach: John Wooden

Date	Opponent	AP Rk	Site	Score	W/L
12/5	West Texas State		H	79-48	W
12/11	Arizona		H	90-45	W
12/12	Arizona		H	84-48	W
12/18	Denver	17/-	A	70-63	W
12/19	Denver	17/-	A	66-45	W
12/21	La Salle ²	17/20	N	53-62	L
12/22	Duke ²	13/-	N	72-67	W
12/26	Oregon	13/-	H	89-74	W
12/28	Oregon	13/-	H	79-53	W
12/30	Iowa	14/-	H	60-65	L
12/31	Michigan State	14/-	H	67-57	W
1/8	California ¹		A	53-62	L
1/9	California ¹		A	65-73	L
1/15	USC ¹		A	65-68	L
1/16	USC ¹		A	81-63	W
1/29	Oregon		H	66-56	W
1/30	Pepperdine		H	103-68	W
2/5	Stanford ¹		H	92-73	W
2/6	Stanford ¹		H	77-58	W
2/12	California ¹	-/14	H	82-54	W
2/13	California ¹	-/14	H	71-62	W
2/19	Stanford ¹		A	92-77	W
2/20	Stanford ¹		A	88-80	W
2/26	USC ¹	19/-	H	68-79	L
2/27	USC ¹	19/-	H	67-69	L

(Final Polls: UPI - NR; AP - NR)

1 - Pacific Coast Conference Games

2 - Games played in Lexington, KY

1952-53

Overall: 16-8 **PCC:** 6-6 (3rd-South)

Coach: John Wooden

Date	Opponent	AP Rk	Site	Score	W/L
12/5	Oregon State		A	73-63	W
12/6	Oregon State		A	58-43	W
12/12	Washington		H	49-53	L
12/13	Washington		H	54-47	W
12/19	Michigan State	12/-	A	60-55	W
12/20	Notre Dame ²	12/7	N	60-68	L
12/22	Bradley	12/-	A	91-83	W
12/26	Oregon State	20/-	H	74-58	W
12/27	Oregon State	20/-	H	69-61	W
1/2	California ¹		H	68-72	L

Year-by-Year Results

2/15	Stanford ¹	A	72-68	W	
2/16	Stanford ¹	A	68-77	L	
2/22	California ¹	H	67-54	W	
2/23	California ¹	H	68-42	W	
2/29	USC ¹	H	66-51	W	
3/1	USC ¹	H	63-57	W	
3/7	Washington	19/6	H	65-53	W
3/8	Washington	19/6	H	50-53	L
3/10	Washington	19/6	H	60-50	W
3/21	Santa Clara ³	19/-	N	59-68	L
3/22	Oklahoma City ⁴	19/-	N	53-55	L

(Final Polls: UPI - 20 (tied); AP - 19)

1 - Pacific Coast Conference Games

2 - Games played in San Francisco, CA

3 - NCAA West Regional First Round (Corvallis, OR)

4 - NCAA West Regional Consolation Game (Corvallis, OR)

1950-51

Overall: 19-10 PCC: 9-4 (T-1st-South)

Championships Won: PCC Southern Division

Coach: John Wooden

Date	Opponent	AP Rk	Site	Score	W/L
12/2	Arizona State		H	79-49	W
12/8	Oregon		A	77-55	W
12/9	Oregon		A	54-72	L
12/15	Santa Clara		H	71-48	W
12/16	San Jose State		H	82-59	W
12/19	Bradley	9/2	A	74-79	L
12/21	Long Island	9/7	A	71-90	L
12/23	Iowa	9/-	A	63-80	L
12/28	Pittsburgh		H	68-44	W
12/30	LSU		H	95-66	W
1/5	Stanford ¹		A	78-73	W
1/6	Stanford ¹		A	71-74	L
1/12	USC ¹	-/19	A	34-53	L
1/13	USC ¹	-/19	A	57-44	W
1/26	Arizona ²	-/14	N	69-63	W
1/27	San Francisco		A	75-42	W
2/2	UC Santa Barbara	19/-	H	76-55	W
2/3	Pepperdine	19/-	H	75-60	W
2/9	California ¹		A	60-62	L
2/10	California ¹		A	61-56	W
2/16	Stanford ¹		H	56-48	W
2/17	Stanford ¹		H	90-67	W
2/23	California ¹		H	75-57	W
2/24	California ¹		H	62-59	W
3/2	USC ¹	17/18	H	59-53	W
3/3	USC ¹	17/18	H	41-43	L
3/5	USC ¹	17/18	H	49-41	W
3/9	Washington	-/15	A	51-70	L
3/10	Washington	-/15	A	54-71	L

(Final Polls: UPI - 16; AP - NR)

1 - Pacific Coast Conference Games

2 - Game played in San Francisco, CA

1949-50

Overall: 24-7 PCC: 10-2 (1st-South)

Championships Won: PCC

Coach: John Wooden

Date	Opponent	AP Rk	Site	Score	W/L
12/3	Arizona State		H	83-55	W
12/9	San Diego State		H	65-36	W
12/10	Pepperdine		H	55-41	W
12/16	Santa Clara ²		N	68-56	W
12/17	San Francisco		A	40-53	L
12/23	Illinois		A	65-63	W
12/26	La Salle		A	62-57	W
12/27	City College of New York		A	60-53	W
12/29	Northwestern		A	58-64	L
12/30	Wisconsin		A	52-54	L
12/31	Marquette		A	68-52	W
1/6	California ¹	9/-	H	50-45	W
1/7	Stanford ¹	9/-	H	71-55	W
1/13	USC ¹	10/-	A	45-58	L
1/14	USC ¹	10/-	H	68-47	W
1/27	UC Santa Barbara	11/-	H	67-43	W
1/28	Cal Poly	11/-	H	69-38	W
2/3	Fresno State	13/-	H	93-43	W
2/4	Santa Clara	13/-	H	74-64	W
2/10	Stanford ¹	12/-	A	65-55	W
2/11	California ¹	12/-	A	54-47	W
2/17	Stanford ¹	10/-	H	69-59	W
2/18	California ¹	10/-	H	64-56	W
2/24	California ¹	7/-	A	46-44	W
2/25	Stanford ¹	7/-	A	62-57	W
3/3	USC ¹	6/-	H	43-45	L
3/4	USC ¹	6/-	A	74-57	W
3/10	Washington State	7/18	H	60-58	W
3/11	Washington State	7/18	H	52-49	W
3/24	Bradley ³	7/1	N	59-73	L
3/25	BYU ⁴	7/-	N	62-83	L

(Final Polls: AP - 7)

1 - Pacific Coast Conference Games

2 - Game played in San Francisco, CA

3 - NCAA West Regional First Round (Kansas City, MO)

4 - NCAA West Regional Consolation Game (Kansas City, MO)

1948-49

Overall: 22-7 PCC: 10-2 (1st-South)

Championships Won: PCC Southern Division

Coach: John Wooden

Date	Opponent	AP Rk	Site	Score	W/L
12/3	UC Santa Barbara		H	43-37	W
12/4	Loyola Marymount		H	51-38	W
12/10	Saint Mary's ²		N	61-58	W
12/11	San Francisco		A	61-57	W
12/17	Santa Clara		H	61-43	W
12/21	Northwestern		H	49-44	W
12/23	Wisconsin		H	46-49	L
12/27	Washington State ²		N	54-44	W
12/28	Stanford ²		N	47-55	L
12/30	Oregon State ²		N	58-62	L
1/7	Stanford ¹		A	52-61	L
1/8	California ¹		A	63-54	W
1/14	USC ¹		H	74-68	W
1/15	USC ¹		A	52-59	L
1/28	Cal Poly		H	68-46	W
1/29	Fresno State		H	77-33	W
2/3	20th Century-Fox		H	73-55	W
2/5	Pittsburgh		H	51-48	W
2/11	California ¹		H	49-37	W
2/12	Stanford ¹	-/10	H	59-48	W
2/18	California ¹		A	45-42	W
2/19	Stanford ¹	-/20	A	59-46	W
2/25	Stanford ¹		H	56-50	W
2/26	California ¹		H	59-50	W
3/4	USC ¹		A	51-50	W
3/5	USC ¹		H	63-55	W
3/11	Oregon State	15/-	A	41-53	L
3/12	Oregon State	15/-	A	46-39	W
3/14	Oregon State	15/-	A	35-41	L

(Final Polls: AP - 15)

1 - Pacific Coast Conference Games

2 - Games played in San Francisco, CA

1947-48

Overall: 12-13 PCC: 3-9 (T-3rd-South)

Coach: Wilbur Johns

Date	Opponent	Site	Score	W/L
11/28	Loyola Marymount	H	49-34	W
11/29	Loyola Marymount	H	53-24	W
12/5	Santa Clara	H	47-42	W
12/6	Santa Clara	H	50-55	L
12/12	Nevada	A	51-38	W
12/13	Oakland Bittners	A	63-67	L
12/16	20th Century-Fox	H	67-47	W
12/19	Baylor	H	42-45	L
12/20	College of Pacific	H	58-41	W
12/27	St. Joseph's	A	64-54	W
12/29	Long Island	A	66-64	W
1/1	Cornell	A	50-47	W
1/9	California ¹	H	49-58	L
1/10	Stanford ¹	H	55-47	W
1/16	USC ¹	H	42-56	L
1/17	USC ¹	A	51-50	W
1/24	Sacramento Senators	A	57-59	L
2/13	Stanford ¹	A	47-64	L
2/14	California ¹	A	44-62	L
2/20	Stanford ¹	H	47-55	L
2/21	California ¹	H	39-44	L
2/27	California ¹	A	37-41	L
2/28	Stanford ¹	A	48-46	W
3/5	USC ¹	H	57-68	L
3/6	USC ¹	A	46-62	L

1 - Pacific Coast Conference Games

1946-47

Overall: 18-7 PCC: 9-3 (1st-South)

Championships Won: PCC Southern Division

Coach: Wilbur Johns

Date	Opponent	Site	Score	W/L
12/6	UC Santa Barbara	H	32-18	W
12/7	San Francisco	H	43-30	W
12/13	Redlands	H	81-46	W
12/14	Santa Clara	H	49-54	L
12/20	Los Angeles Police	H	83-18	W
12/26	Wyoming ²	N	54-41	W
12/28	St. Joseph's	A	50-48	W
12/30	New York University	A	49-66	L
1/2	Purdue	A	59-53	W
1/10	Stanford ¹	H	33-38	L
1/11	Stanford ¹	H	48-40	W
1/17	USC ¹	A	60-46	W
1/18	USC ¹	H	61-46	W
1/24	California ¹	A	52-45	W
1/25	California ¹	A	46-62	L
2/7	Carroll's Shamrocks	H	69-59	W
2/10	20th Century-Fox	H	66-58	W
2/14	California ¹	H	85-52	W
2/15	California ¹	H	72-59	W
2/21	Stanford ¹	A	56-39	W

2/22	Stanford ¹	A	53-68	L
2/28	USC ¹	A	71-66	W
3/1	USC ¹	H	66-54	W
3/7	Oregon State	A	52-69	L
3/8	Oregon State	A	46-63	L

1 - Pacific Coast Conference Games

2 - Game played in Buffalo, NY

1945-46

Overall: 8-16 PCC: 5-7 (3rd-South)

Coach: Wilbur Johns

Date	Opponent	Site	Score	W/L
12/4	Carroll Shamrocks	H	31-34	L
12/7	Long Beach ATC	H	44-41	W
12/8	Pepperdine	H	37-47	L
12/11	Santa Ana Army Air Base	A	25-38	L
12/14	San Diego Naval TC	A	31-36	L
12/15	San Diego Dons	A	34-38	L
12/18	Camp Ross	A	33-47	L
12/21	Cal Tech	H	33-9	W
12/22	St. Mary's Pre-Flight	H	30-44	L
12/28	20th Century-Fox	H	40-45	L
12/30	Camp Ross	H	49-67	L
1/4	California ¹	A	33-45	L
1/5	California ¹	A	35-37	L
1/11	USC ¹	A	33-43	L
1/12	USC ¹	H	40-45	L
1/18	Stanford ¹	A	35-18	W
1/19	Stanford ¹	A	41-29	W
1/23	Long Beach Proctors	H	49-29	W
2/1	California ¹	H	37-50	L
2/2	California ¹	H	25-49	L
2/8	Stanford ¹	H	39-26	W
2/9	Stanford ¹	H	47-20	W
2/15	USC ¹	A	45-35	W
2/16	USC ¹	H	43-60	L

1 - Pacific Coast Conference Games

1944-45

Overall: 12-12 PCC: 3-1 (1st-South)

Championships Won: PCC Southern Division

Coach: Wilbur Johns

Opponent	Site	Score	W/L
Los Angeles City College	H	44-30	W
Occidental	H	35-36	L
El Toro Marines	H	33-37	L
Pepperdine	A	33-36	L
San Diego Marines	A	29-53	L
Occidental	A	45-47	L
San Diego Navy	A	32-35	L
Santa Ana Army AB	A	35-47	L
Cal Tech	A	42-37	W
20th Century-Fox	H	56-76	L
USC ¹	A	25-53	L
Camp Ross	A	44-50	L
California ¹	A	37-26	W
San Diego Coast Guard	H	46-40	W
Pepperdine	H	41-28	W
March Field	H	57-50	W
USC ¹	H	41-36	W
San Diego Naval TC	H	40-37	W
Fairfield Skyasters	H	26-29	L
Cal Tech	H	29-28	W
Camp Ross	H	47-42	W
California ¹	H	50-44	W
USC	H	34-28	W
USC	A	20-37	L

1 - Pacific Coast Conference Games

1943-44

Overall: 10-10 PCC: 3-3 (2nd-South)

Coach: Wilbur Johns

Opponent	Site	Score	W/L
Pepperdine	H	36-48	L
Long Beach Ferry Command	A	18-23	L
Cal Tech	H	58-41	W
Occidental	H	52-34	W
Redlands	A	50-26	W
Redlands	H	56-39	W
Roosevelt Base	A	42-43	L
20th Century-Fox	H	41-49	L
Camp Santa Anita	H	47-40	W
USC ¹	H	33-19	W
Cal Tech	A	36-38	L
Occidental	A	44-42	W
USC ¹	A	41-48	L
March Field	H	32-34	L
California ¹	H	27-36	L
California ¹	A	24-36	L
Pepperdine	A	40-38	W
San Diego Naval TC	A	36-43	L
USC ¹	A	32-30	W
USC ¹	H	40-32	W

Year-by-Year Results

1942-43

Overall: 14-7 **PCC:** 4-4 (T-2nd-South)

Coach: Wilbur Johns

Opponent	Site	Score	W/L
Lockheed-Vega All-Stars	H	42-34	W
Loyola Marymount	A	38-17	W
Loyola Marymount	H	37-20	W
San Francisco	H	41-30	W
San Francisco	H	39-37	W
Whittier	H	42-44 ot	L
Los Alamitos Naval AB	H	68-43	W
Santa Ana Army AB	H	46-37	W
California ¹	H	49-40	W
20th Century-Fox	A	52-53	L
20th Century-Fox	H	43-37	W
USC ¹	A	49-60	L
USC ¹	A	39-51	L
Santa Ana Army AB	A	43-36	W
20th Century-Fox	A	39-44	L
St. Mary's Pre-Flight	H	41-38	W
Stanford ¹	H	60-57	W
Stanford ¹	A	41-60	L
California ¹	A	42-40	W
USC ¹	H	42-37	W
USC ¹	H	46-53	L

1 - Pacific Coast Conference Games

1941-42

Overall: 5-18 **PCC:** 2-10 (4th-South)

Coach: Wilbur Johns

Opponent	Site	Score	W/L
Loyola Marymount	H	39-36	W
Creighton	A	18-34	L
Purdue	A	27-38	L
Indiana	A	33-47	L
Nebraska	A	42-36	W
Loyola-Chicago	H	45-53	L
Loyola Marymount	H	34-40	L
San Francisco	A	40-46	L
Santa Clara	A	67-52	W
USC ¹	H	51-59	L
20th Century-Fox	H	49-60	L
Stanford ¹	A	43-54	L
Stanford ¹	A	30-49	L
20th Century-Fox	A	54-55	L
California ¹	H	50-54	L
California ¹	H	50-34	W
USC ¹	A	30-42	L
Stanford ¹	H	30-42	L
Stanford ¹	H	28-36	L
California ¹	A	33-32	W
California ¹	A	43-51	L
USC ¹	H	44-63	L
USC ¹	H	35-49	L

1 - Pacific Coast Conference Games

1940-41

Overall: 6-20 **PCC:** 2-10 (4th-South)

Coach: Wilbur Johns

Opponent	Site	Score	W/L
San Diego State	A	28-33	L
San Diego State	A	31-34	L
20th Century-Fox	A	26-38	L
DePaul	A	23-30	L
Western State	A	43-56	L
Bradley	A	49-52	L
Illinois State	A	21-37	L
Indiana	H	26-51	L
Loyola Marymount	H	39-38	W
Bradley	H	27-36	L
San Francisco	H	55-53	W
Saint Mary's	H	45-29	W
USC ¹	H	35-56	L
California ¹	H	32-42	L
California ¹	H	35-33	W
Bank of America	A	37-44	L
Stanford ¹	H	44-54	L
Stanford ¹	H	45-44	W
USC ¹	H	41-43	L
Saint Mary's	A	45-40	W
California ¹	A	32-54	L
California ¹	A	28-30	L
Stanford ¹	A	44-49	L
Stanford ¹	A	34-56	L
USC ¹	A	47-53	L
USC ¹	A	37-52	L

1 - Pacific Coast Conference Games

1939-40

Overall: 8-17 **PCC:** 3-9 (4th-South)

Coach: Wilbur Johns

Opponent	Site	Score	W/L
San Diego State	A	24-46	L
San Diego State	A	31-28	W
Bank of America	H	39-38	W
Santa Clara	A	21-36	L
San Jose State	A	46-33	W
San Jose State	A	31-40	L

North American Aviation	H	39-42	L
20th Century-Fox	H	33-39	L
Cal Aggies	H	34-32	W
New Mexico State	H	28-29	L
Saint Mary's	H	34-33	W
Loyola Marymount	H	36-40	L
Stanford ¹	A	38-53	L
Stanford ¹	A	36-40	L
USC ¹	A	32-50	L
Bank of America	H	29-51	L
California ¹	A	33-39	L
California ¹	A	34-32	W
USC ¹	A	26-60	L
Stanford ¹	H	42-51	L
Stanford ¹	H	42-37 ot	W
California ¹	H	26-48	L
California ¹	H	35-33	W
USC ¹	H	26-32	L
USC ¹	H	35-47	L

1 - Pacific Coast Conference Games

1938-39

Overall: 7-20 **PCC:** 0-12 (4th-South)

Coach: Caddy Works

Opponent	Site	Score	W/L
Los Angeles City College	H	44-28	W
Pomona	H	51-34	W
La Verne	H	76-19	W
San Diego State	A	49-52	L
San Diego State	A	43-56	L
Idaho	H	29-36	L
Tulane	H	35-37	L
Long Beach Junior College	H	55-27	W
Los Angeles City College	H	47-41	W
Ohio State ²	N	38-46	L
Nebraska ²	N	30-35	L
Ohio State	H	57-59	L
Nebraska	H	42-40	W
Occidental	A	46-34	W
California ¹	H	39-54	L
California ¹	H	33-49	L
USC ¹	H	36-69	L
Pomona	A	35-43	L
Stanford ¹	A	44-56	L
Stanford ¹	A	21-47	L
USC ¹	H	49-59	L
California ¹	A	32-54	L
California ¹	A	22-42	L
Stanford ¹	H	32-38	L
Stanford ¹	H	33-37	L
USC ¹	H	35-43	L
USC ¹	H	26-57	L

1 - Pacific Coast Conference Games

2 - Games played in Berkeley, CA

1937-38

Overall: 4-20 **PCC:** 0-12 (4th-South)

Coach: Caddy Works

Opponent	Site	Score	W/L
Los Angeles Junior College	H	35-21	W
La Verne	H	27-25	W
Chico State	H	33-26	W
Oregon State	A	25-39	L
Oregon	A	26-47	L
Washington State	A	25-48	L
Washington State	A	31-40	L
Idaho	A	19-33	L
Idaho	A	21-30	L
Loyola Marymount	H	29-26	W
Indiana	H	33-42	L
Purdue	H	39-63	L
USC ¹	A	31-48	L
California ¹	H	37-39	L
California ¹	H	27-32	L
USC ¹	H	30-40	L
Stanford ¹	H	33-69	L
Stanford ¹	H	29-56	L
Stanford ¹	A	31-53	L
Stanford ¹	A	33-50	L
California ¹	A	21-32	L
California ¹	A	22-41	L
USC ¹	A	33-52	L
USC ¹	H	35-57	L

1 - Pacific Coast Conference Games

1936-37

Overall: 6-14 **PCC:** 2-10 (4th-South)

Coach: Caddy Works

Opponent	Site	Score	W/L
Compton Junior College	H	39-6	W
Los Angeles Junior College	H	41-30	W
Oregon	A	30-56	L
Washington State	A	23-33	L
Idaho	A	45-34	W
Idaho	A	26-30	L
Oregon State	A	40-38	W
Washington	H	51-52 2ot	L
USC ¹	H	31-41	L

Stanford ¹	A	40-63	L
Stanford ¹	A	36-69	L
USC ¹	H	31-36	L
California ¹	A	27-33	L
California ¹	A	46-44 ot	W
Stanford ¹	H	40-42	L
Stanford ¹	H	38-67	L
USC ¹	H	36-46	L
California ¹	H	37-33	W
California ¹	H	31-43	L
USC ¹	H	29-43	L

1 - Pacific Coast Conference Games

1935-36

Overall: 10-13 **PCC:** 2-10 (4th-South)

Coach: Caddy Works

Opponent	Site	Score	W/L
Baxter Club Glendale	H	36-28	W
Los Angeles Junior College	H	30-22	W
Glendale Junior College	H	50-24	W
Universal Pictures	H	23-20	W
College of Pacific	A	28-31	L
San Jose State	A	30-22	W
Santa Clara	A	42-33	W
Utah State	H	32-43	L
Joe E. Brown All-Stars	H	36-25	W
Utah State	H	40-36	W
Utah State	H	34-44	L
Stanford ¹	A	30-44	L
Stanford ¹	A	44-37	W
USC ¹	A	36-38	L
California ¹	A	33-35	L
California ¹	A	26-30	L
USC ¹	H	24-32	L
Stanford ¹	H	32-45	L
Stanford ¹	H	35-39	L
USC ¹	H	32-36	L
California ¹	H	32-34	L
California ¹	H	32-28	W
USC ¹	A	28-55	L

1 - Pacific Coast Conference Games

1934-35

Overall: 11-12 **PCC:** 4-8 (T-3rd-South)

Coach: Caddy Works

Opponent	Site	Score	W/L
Whittier	A	47-30	W
Los Angeles Junior College	H	31-15	W
Fresno State	A	35-31	W
Chico State	A	43-41 ot	W
San Jose State	A	35-25	W
Santa Clara	A	30-32	L
Universal Pictures	H	11-20	L
Saint Mary's	A	34-38	L
Utah State	H	39-44	L
San Diego State	A	31-28	W
San Diego State	A	34-25	W
USC ¹	H	34-39	L
USC ¹	H	22-52	L
USC ¹	H	22-55	L
USC ¹	H	33-43	L
California ¹	H	35-24	W
California ¹	H	26-38	L
California ¹	A	39-37 ot	W
California ¹	A	21-38	L
Stanford ¹	H	34-27	W
Stanford ¹	H	38-32	W
Stanford ¹	A	28-33	L
Stanford ¹	A	16-35	L

1 - Pacific Coast Conference Games

1933-34

Overall: 10-13 **PCC:** 2-10 (4th-South)

Coach: Caddy Works

Opponent	Site	Score	W/L
Long Beach Junior College	H	52-29	W
Whittier	H	37-27	W
La Verne	H	48-24	W
Chico State	A	31-28	W
Chico State	A	41-23	W
Saint Mary's	A	55-45	W
San Francisco Olympic Club	A	30-35	L
San Francisco Athens AC	A	33-27	W
Santa Clara	A	24-47	L
Santa Clara	A	24-40	L
Los Angeles Junior College	H	35-15	W
Stanford ¹	H	26-45	L
Stanford ¹	H	32-31	W
USC ¹	H	26-39	L
California ¹	A	31-46	L
California ¹	A	28-39	L
USC ¹	H	22-39	L
Stanford ¹	A	28-31	L
Stanford ¹	A	34-39	L
California ¹	H	30-42	L
California ¹	H	40-38	W
USC ¹	H	21-46	L
USC ¹	H	23-32	L

1 - Pacific Coast Conference Games

Year-by-Year Results

1932-33

Overall: 10-11 **PCC:** 1-10 (4th-South)

Coach: Caddy Works

Opponent	Site	Score	W/L
La Verne	H	41-34	W
Whittier	H	68-36	W
Hollywood AC	H	82-36	W
Pasadena Majors	H	33-41	L
Los Angeles Junior College	H	32-21	W
Hancock Oilers	H	37-30	W
Nevada	H	50-26	W
Nevada	H	44-29	W
Utah State	H	54-39	W
Santa Clara	H	41-22	W
California ¹	A	37-40	L
California ¹	A	29-33	L
USC ¹	A	27-49	L
Stanford ¹	A	44-36	W
Stanford ¹	A	38-41	L
USC ¹	H	33-39	L
California ¹	H	28-37	L
California ¹	H	36-37	L
USC ¹	H	18-44	L
Stanford ¹	H	38-40	L
Stanford ¹	H	35-41	L

1 - Pacific Coast Conference Games

1931-32

Overall: 9-10 **PCC:** 4-7 (3rd-South)

Coach: Caddy Works

Opponent	Site	Score	W/L
Hollywood AC	H	35-20	W
Whittier	H	38-21	W
Whittier	H	48-23	W
Pasadena Majors	H	24-34	L
Utah State	H	27-39	L
Utah State	H	20-33	L
Utah State	H	30-21	W
Los Angeles AC	H	30-25	W
Stanford ¹	A	22-25	L
Stanford ¹	A	26-31	L
California ¹	H	18-29	L
California ¹	H	25-26	L
USC ¹	H	19-17	W
Stanford ¹	H	35-31	W
Stanford ¹	H	28-18	W
California ¹	A	28-34	L
California ¹	A	29-31	L
USC ¹	A	26-24	W
USC ¹	A	31-35	L

1 - Pacific Coast Conference Games

1930-31

Overall: 9-6 **PCC:** 4-5 (3rd-South)

Coach: Caddy Works

Opponent	Site	Score	W/L
Whittier	A	57-23	W
Pomona	H	43-15	W
Hollywood AC	H	42-34	W
Los Angeles AC	H	24-41	L
Montana	H	28-27	W
Montana	H	59-27	W
Stanford ¹	A	32-23	W
Stanford ¹	A	28-26	W
California ¹	A	24-26	L
USC ¹	H	25-16	W
Stanford ¹	A	28-29	L
California ¹	A	39-43	L
California ¹	A	28-30	L
USC ¹	H	22-24	L
USC ¹	H	46-23	W

1 - Pacific Coast Conference Games

1929-30

Overall: 14-8 **PCC:** 3-6

Coach: Caddy Works

Opponent	Site	Score	W/L
Elks Club	H	51-34	W
La Verne	H	37-22	W
Pomona	A	48-19	W
Hollywood AC	H	44-32	W
Los Angeles AC	H	23-17	W
Whittier	H	34-14	W
Occidental	H	46-26	W
Cal Tech	H	53-24	W
BYU	H	40-47	L
BYU	H	47-43	W
Utah	H	44-34	W
Utah	H	43-33	W
Utah	H	44-52	L
Stanford ¹	H	63-30	W
California ¹	A	26-23	W
USC ¹	H	16-33	L
Stanford ¹	A	37-40	L
Stanford ¹	A	20-15	W
California ¹	H	29-32	L
California ¹	H	30-32	L

USC ¹	H	30-42	L
USC ¹	H	28-33	L

1 - Pacific Coast Conference Games

1928-29

Overall: 7-9 **PCC:** 1-8

Coach: Caddy Works

Opponent	Site	Score	W/L
Pomona	A	43-22	W
La Verne	A	46-24	W
Hollywood AC	H	40-23	W
Los Angeles AC	H	43-25	W
Utah	A	32-28	W
Utah	A	28-44	L
North Dakota	H	41-29	W
California ¹	A	21-26	L
California ¹	A	31-35	L
California ¹	H	31-47	L
Stanford ¹	A	20-34	L
Stanford ¹	H	26-34	L
Stanford ¹	H	24-32	L
USC ¹	A	23-28	L
USC ¹	A	31-39	L
USC ¹	A	44-33	W

1 - Pacific Coast Conference Games

1927-28

Overall: 10-5 **PCC:** 5-4

Coach: Caddy Works

Opponent	Site	Score	W/L
Pomona	H	53-32	W
Pomona	H	70-10	W
Cal Tech	H	52-16	W
Los Angeles AC	H		W
Hollywood AC	H		W
Pacific Coast Club	H		L
Stanford ¹	A	29-22	W
Stanford ¹	A	28-22	W
Stanford ¹	H	27-34	L
California ¹	H	34-35	L
California ¹	H	48-36	W
California ¹	H	26-33	L
USC ¹	H	35-45	L
USC ¹	A	34-27	W
USC ¹	A	47-37	W

1 - Pacific Coast Conference Games

1926-27

Overall: 12-4

Coach: Caddy Works

Opponent	Score	W/L
Hollywood AC	28-36	L
Pacific Coast Club	17-28	L
Oregon Agriculture College	32-22	W
Idaho	17-32	L
Stanford	21-17	W
Stanford	23-21	W
Occidental	32-17	W
San Diego State	31-9	W
San Diego State	28-19	W
Cal Tech	24-16	W
Pomona	48-13	W
Occidental	28-14	W
Redlands	42-26	W
Pomona	42-16	W
Whittier	22-31	L
Whittier	29-23	W

1925-26

Overall: 14-2

Coach: Caddy Works

Opponent	Score	W/L
Hollywood AC	27-25	W
San Diego State	32-17	W
Los Angeles AC	33-19	W
Montana State	36-21	W
Oregon Agriculture College	32-22	W
Stanford	28-15	W
Redlands	32-8	W
Occidental	38-11	W
Occidental	45-14	W
Pomona	37-20	W
Stanford	29-32	L
California	8-22	L
Cal Tech	27-21	W
Whittier	29-23	W
Whittier	18-14	W
Redlands	46-17	W

1924-25

Overall: 11-6

Coach: Caddy Works

Opponent	Score	W/L
La Verne	54-11	W
San Diego State	53-33	W
Oregon Agriculture College	15-20	L
Stanford	17-23	L
Stanford	10-23	L

California	24-33	L
San Francisco Olympic Club	21-25	L
Redlands	48-5	W
Whittier	32-11	W
Pomona	31-18	W
Pomona	29-14	W
Redlands	31-16	W
Occidental	36-20	W
Occidental	23-24	L
Whittier	22-15	W
Cal Tech	29-19	W
Cal Tech	30-20	W

1923-24

Overall: 8-2

Coach: Caddy Works

Opponent	Score	W/L
Cal Tech	51-20	W
Redlands	24-17	W
Occidental	41-9	W
Pomona	32-24	W
Cal Tech	46-24	W
Redlands	28-23	W
Occidental	20-14	W
Whittier	20-22	L
Pomona	29-21	W
Whittier	21-23	L

1922-23

Overall: 12-4

Coach: Caddy Works

Opponent	Score	W/L
Cal Tech	40-15	W
Redlands	34-21	W
Occidental	33-11	W
Whittier	40-11	W
Pomona	27-18	W
Cal Tech	42-13	W
Redlands	24-26	L
Occidental	61-12	W
Pomona	38-27	W
Whittier	37-27	W
California	39-32	W
California	15-47	L
Arizona	43-30	W
Arizona	22-33	L
Arizona	43-30	W
Arizona	22-32	L

1921-22

Overall: 9-1

Coach: Caddy Works

Opponent	Score	W/L
Cal Tech	30-12	W
Redlands	24-26	L
Occidental	33-24	W
Whittier	29-9	W
Pomona	34-22	W
Cal Tech	19-17	W
Redlands	41-19	W
Occidental	34-14	W
Whittier	23-15	W
Pomona	46-18	W

1920-21

Overall: 9-2

Coach: Fred W. Cozens

Opponent	Score	W/L
California	28-36	L
Redlands	29-26	W
Pomona	24-21	W
Cal Tech	32-18	W
Redlands	26-22	W
Occidental	36-26	W
Whittier	18-16	W
Whittier	26-24	W
Pomona	36-24	W
Cal Tech	37-22	W
California	29-46	L

1919-20

Overall: 12-2

Coach: Fred W. Cozens

Opponent	Score	W/L
Manual Arts HS	46-38	W
Hollywood HS	45-21	W
Los Angeles Poly HS	26-22	W
Los Angeles Poly HS	21-12	W
Redlands	21-34	L
Occidental	41-29	W
Pomona	44-29	W
Whittier	33-23	W
Throop	36-25	W
Occidental	43-30	W
Pomona	33-30	W
Whittier	33-21	W
Throop	30-41	L
Redlands	23-17	W